


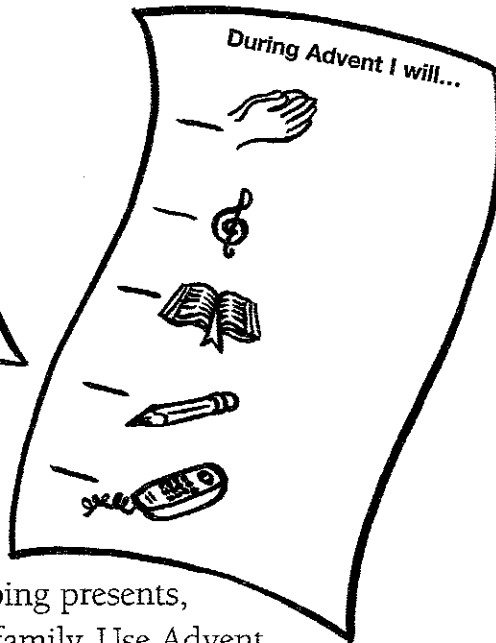
# Send

## Advent on the inside

Matthew 24:36-44 tells us to be ready, for Jesus will come again. How do you get ready for the day?



Check off the things you did to get ready this morning.



People get ready during Advent by decorating, baking, shopping, wrapping presents, and visiting friends and family. Use Advent to get ready on the inside, too.

Check off the things you can do to "be ready" for Jesus.



*Come, Lord Jesus. Be with us as we get ready for your coming. Amen*

## This week

Set your alarm five minutes earlier than usual. Use the extra minutes to pray with your family.


# Kids Celebrate

First Sunday of Advent

## gather

Welcome to worship. What time is it? It's advent! It's time to wait and prepare for Jesus' coming.

Use the numbers and letters on the clock to solve the hidden message. The first one is done for you.



A

3

7

10

1

8

5

means

6

9

12

2

8









11

# hear & celebrate

## Get ready

Matthew 24:36-44

We don't know when Jesus will return, but we do know when we celebrate and remember Jesus' birth. The four weeks of Advent are a time to get ready for Christmas, Jesus' birthday. What will you do to get ready?


Dec. 1		Dec. 13	
Dec. 2		Dec. 14	
Dec. 3		Dec. 15	
Dec. 4		Dec. 16	
Dec. 5		Dec. 17	
Dec. 6		Dec. 18	
Dec. 7		Dec. 19	
Dec. 8		Dec. 20	
Dec. 9		Dec. 21	
Dec. 10		Dec. 22	
Dec. 11		Dec. 23	
Dec. 12		Dec. 24 Christmas Eve	



Print names of people you know on each strip above and decorate. Cut apart at home to make an Advent chain. Each day until Christmas pray for the person on the strip as you remove the loop.

The **Advent wreath** has **4 candles**. The wreath reminds us of the 4 weeks we wait for Jesus. The Advent wreath is a **circle**. It reminds us of God's love that never ends.




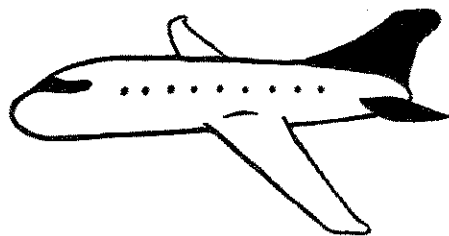



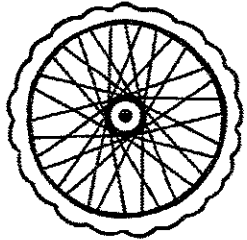
**Where are the circles? Find them and color them.**



# PRE-READER

Advent I

- Today is the **1<sup>st</sup> Sunday in Advent**.
- During Advent we **wait** for Jesus to come.
- The symbol we see for Advent is an Advent **wreath**.
- The candles in the wreath give us **light**.






“Someday God will send us the Messiah—the great Savior and King!”

Isaiah told people some **good news**. You can share the **good news** of Jesus coming, too!


Help Squiggles find the right path to bring good news to the people.



## Wreath Meanings

During Advent, we light candles on an Advent wreath. One candle is lit for each Sunday in Advent until the fourth Sunday, when all of them are lit.

Do you have an Advent wreath in your church or at home? Draw what it looks like.



How many candles are lit today?

Look around your worship space. Can you find any other lit candles? Add them up in the space below.



# READER

Advent 1

- Today is the **first Sunday** in Advent.
- There are **four** Sundays in Advent before we celebrate **Christmas**.
- One **symbol** for Advent is a candle called a luminary.
- A luminary is something that gives off **light**.



## Advent Code

Why is light a symbol during Advent?  
Crack this code to find out!

D=4   E=5   F=6   G=7   H=8   I=9   J=10  
L=12   O=15   R=18   S=19   T=20   U=21   W=23

10	5	19	21	19		9	19	
20	8	5		12	9	7	8	20
		15	6		20	8	5	
23	15	18	12	4				

Unscramble the underlined words to finish this week's memory verses. You can look in your Bible for help!



Put on the moarr of light.

Put on the \_\_\_\_\_ of light. Romans 13:12

---

O esohu of Jacob, come, let us akwl in the ihgtl of the Lord!


Oh \_\_\_\_\_ of Jacob, come, let us \_\_\_\_\_

in the \_\_\_\_\_ of the Lord! Isaiah 2:5

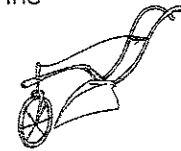


One of the Bible readings for today is from the book of Isaiah. Look it up in your Bible: Isaiah 2:1-5. This is a story about what the world will look like when God brings peace.

Draw a picture of what a peaceful world looks like.



A **plowshare** is the part of the plow that digs into the ground. It looks like this:



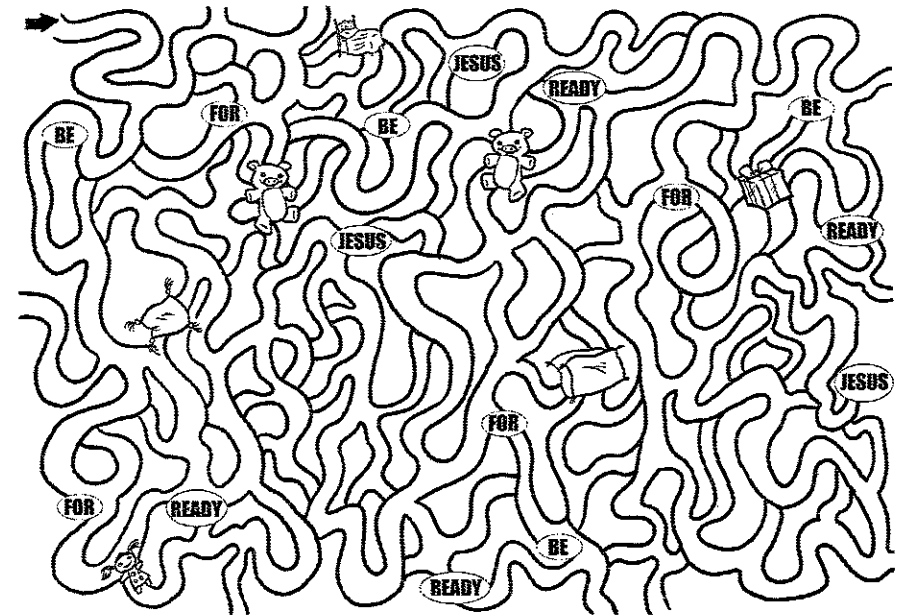
A **pruning hook** is a tool used to cut pieces off of trees and bushes. It looks like this:



## Keep Awake!

We learn that Jesus will come at a time when we least expect it. Jesus tells us "Keep awake!" so that we will be ready. During Advent we stay awake and get ready for Jesus.

Follow the maze to get ready for Jesus. Avoid things that would make you sleepy! Pick up words along the way and put them in the blank spaces. They will reveal a secret message.



**Secret Message:**

---

!