

BI-FOLD QUOTE/ORDER FORM - PAGE 1



AG Millworks
SINCE 1986
CUSTOM PATIO DOORS



Company: _____ **Date:** _____

Contact: _____ **Job name:** _____

Address: _____ **Email:** _____

City: _____ **State:** _____ **Zip:** _____ **PO#:** _____ **AG Salesperson:** _____

Dealer Delivery: No Yes **Job Site Delivery:** No Yes **Distance From Coast:** _____

Net Frame Desired: _____ (Recommended 1/2" top, 1/2" left, and 1/2" right spaces between frame and opening)

Configuration (from exterior): _____ (ex. 3L1R)

Swing: Outswing Inswing (Up-charge applies) (See Warranty Details)

Material: Wood/Clad Wood/Wood (PLEASE NOTE: All wood/wood doors must meet warranty site condition requirements)

Wood Species: Paint-grade Pine Vertical Grain Douglas Fir Hand-Matched Vertical Grain Douglas Fir
 Stain-grade Pine Walnut Clear Alder Knotty Alder African Mahogany Sipo Mahogany
 Genuine Mahogany Cherry White Oak: (Flat grain Quarter Sawn Rift Sawn) Red Oak
 Accoya Wood: (Wood/Wood - 5 Year Warranty - Paint or Stain)

Exterior Clad Color: Carbon Espresso Brown Sandcastle Tan Linen White Clear Anodized
 Custom Match: _____ (Up-charge applies)

Retractable Screen (min. 8 1/2" jamb)(max size 32' x 10'6") (Up-charge applies) **Screen Pocket:** No Yes (Up-charge applies)

Door Panel Thickness: 2 1/4" **Jamb:** 4 11/16" **Behind aluminum flashing fin:** _____
 (Wider Jamb available with an upcharge)

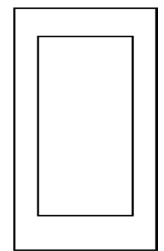
Type of Glass: Cardinal (Argon included): 366 270 272

Lite Configuration: SDL: 1 1/8" 7/8" 5/8" **TDL:** 1 1/2"

SDL Shapes: Ovolo Bevel Square **Sticking/Stops:** Ovolo Square Bevel



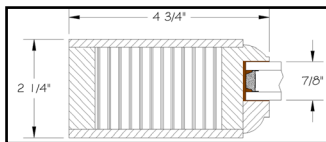
Spacer Color: Black Mill **Weather Strip Color:** Bronze White



Draw lite configuration here

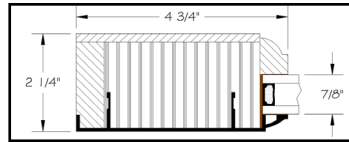
Stiles and Rails:

Traditional: 4 3/4" Top rail/stiles



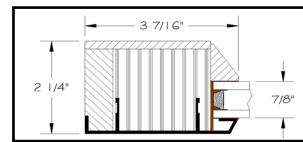
Traditional

Bottom rail: 7" or 4 3/4"



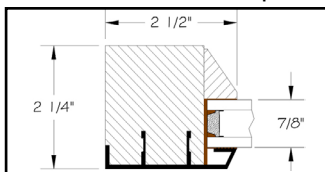
Traditional

OR Euro: 3 7/16" Top rail/stiles/bottom rail



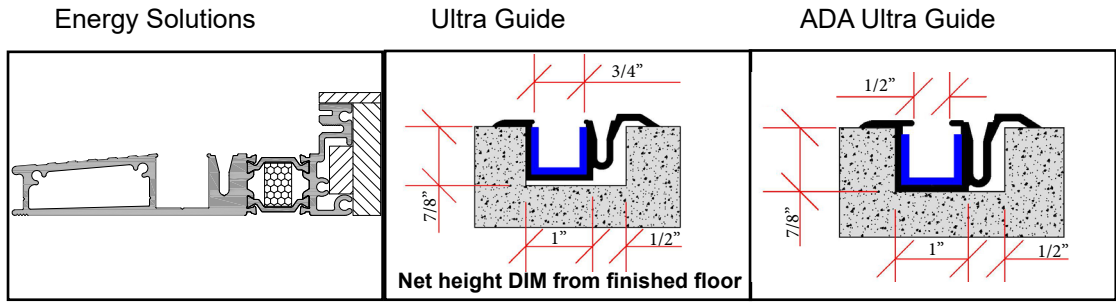
Euro

Euro Windows: 2 1/2" Top rail/stiles/bottom rail - NEW



Sill Choice:

Rounded
Squared



Head Track Color: Bronze Mill **Sill Color:** Bronze Anodized Clear Anodized
Hinge Color: Bronze Stainless Steel **Shoot-Bolt Color:** Bronze Brushed Chrome Black
Interior/Exterior Casing: Contact Office (Up-charge applies)

(PLEASE NOTE: Sill pans, nail fins, and other waterproofing measures are required for proper installation of all products)

Flashing Fin: No Yes 1 1/2" - Standard 7/8" Setback **OR** 3 1/2" (Use with Eastern brick mold)
 (Up-charge applies)

Handle Set Lock: Exterior Key **OR** No Key

Handle Set Style (*Up-charge applies): Verona Rodos* Munchen* New Orleans* Toronto*

Color (*Up-charge applies): Rustic Umber Polished Brass Satin Nickel Matte Black
 Matte White Oil Rubbed Bronze* Polished Chrome
Resista Finish (coastal): Flat Black Polished Chrome Satin Nickel

(PLEASE NOTE: Prefinish/paint color option MUST be determined by time of order)

***Prime:** No Yes (Up-charge applies)

***Paint:** No Yes Custom color*: _____ (Up-charge applies)

***Prefinished Stain:** No Yes Standard color: _____

Custom color*: _____ (Up-charge applies)

*Special order which may delay lead time by 2 weeks

NOTES: Please add any special instructions here.
