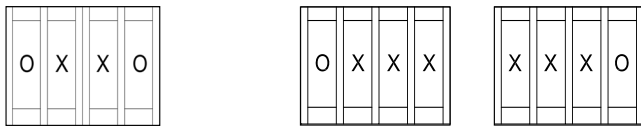
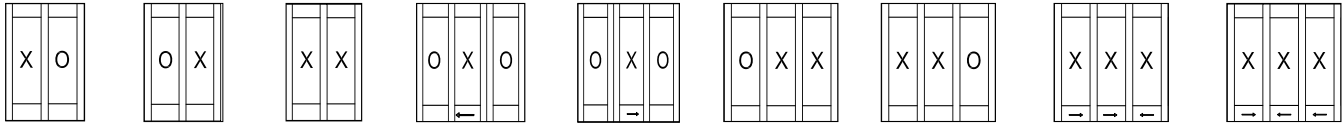


# STANDARD SLIDERQUOTE/ORDER FORM - PAGE 1



**Company:** \_\_\_\_\_ **Date:** \_\_\_\_\_  
**Contact:** \_\_\_\_\_ **Job name:** \_\_\_\_\_  
**Address:** \_\_\_\_\_ **Email:** \_\_\_\_\_  
**City:** \_\_\_\_\_ **State:** \_\_\_\_\_ **Zip:** \_\_\_\_\_ **PO#:** \_\_\_\_\_ **AG Salesperson:** \_\_\_\_\_

**Configuration:** Unit Configuration (from exterior) X = Operable O = Fixed



Active Panel: Left Right

**Add Pocket:** No Yes  
**Pocket (from exterior):** Left Right Both

**90 Degree Corner:** No Yes **Show Configuration:**



**Material:** Wood/Clad Wood/Wood (PLEASE NOTE: All wood/wood doors must meet warranty site condition requirements)

**Wood Species:** Paint-grade Pine Vertical Grain Douglas Fir Hand-Matched Vertical Grain Douglas Fir  
 Stain-grade Pine Walnut Clear Alder Knotty Alder African Mahogany Sipo Mahogany  
 Genuine Mahogany Cherry White Oak: ( Flat grain Quarter Sawn Rift Sawn) Red Oak  
 Accoya Wood: (Wood/Wood - 5 Year Warranty - Paint or Stain)

**Exterior Clad Color:** Carbon Espresso Brown Sandcastle Tan Linen White Clear Anodized  
 Custom Match: \_\_\_\_\_ (Up-charge applies)

**Retractable Screen** (Up-charge applies) **Screen Pocket:** No Yes (Up-charge applies)

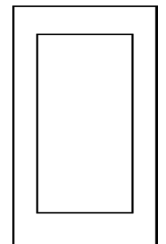
**Door Panel Thickness:** 1 3/4" 2 1/4"

**Net Frame Size:** \_\_\_\_\_ (Recommended 1/2" top, 1/2" left, and 1/2" right spaces between frame and opening)

**Type of Glass: Cardinal** (Argon included): 366 270 272

**Lite Configuration: SDL:** 1 1/8" 7/8" 5/8" **TDL:** 1 1/2"

**SDL Shapes:** Ovolo Bevel Square **Sticking/Stops:** Ovolo Square Bevel

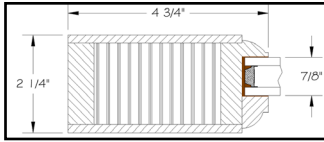


Draw lite configuration here

**Spacer Color:** Black Silver **Weather Strip Color:** Bronze White

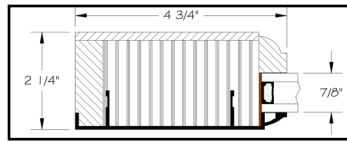
**Stiles and Rails:**

Traditional: 4 3/4" Top rail/stiles



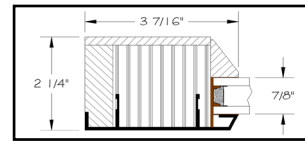
Traditional

Bottom rail: 7" or 4 3/4"



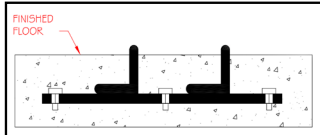
Traditional

**OR** Euro: 3 17/16" Top rail/stiles/bottom rail

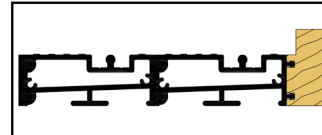


Euro

**Sill choice:** Stainless steel recessed (Up-charge applies)



Low profile aluminum



**Color:**

Bronze

Clear Anodized

**Interior/Exterior Casing:** Contact office (Up-charge applies)

(PLEASE NOTE: SILL PANS, NAIL FINS AND OTHER WATERPROOFING MEASURES ARE REQUIRED FOR PROPER INSTALLATION OF ALL PRODUCTS)

**Flashing Fin:** No Yes 1 1/2" - Standard 7/8" setback 3 1/2" (for use with Eastern brick mold)

**Handle Set Style:** Verona

**Color:** Rustic Umber Polished Brass Satin Nickel Matte Black

Matte White Oil Rubbed Bronze Polished Chrome

**Resista Finish (coastal):** Flat Black Polished Chrome Satin Nickel

**OR**

**Handle Set Style:** Dallas (Up-charge applies)

**Color:** Satin Nickel Black Bronze

**OR**

**Handle Set Style:** Flush Handles/Locks for Pocketing Systems

Oil Rubbed Bronze Satin Nickel Polished Chrome

(PLEASE NOTE: Prefinish/paint color option MUST be determined by time of order)

**\*Prime:** No Yes (Up-charge applies)

**\*Paint:** No Yes Custom color\*: \_\_\_\_\_ (Up-charge applies)

**\*Prefinished Stain:** No Yes Standard color: \_\_\_\_\_

Custom color\*: \_\_\_\_\_ (Up-charge applies)

\*Special order which may delay lead time by 2 weeks

**NOTES:** Please add any special instructions here: