

AppleSeed™

Teaching Plans

Resource CD




1 East Bode Road | Streamwood, IL 60107-6658 U.S.A.
(630) 213-2000 | awana.org



© 2013 Awana® Clubs International. Pages marked reproducible may be reproduced only by churches registered with Awana.

1 2 3 4 5 6 18 17 16 15 14 13

Apple Patterns




Apple Patterns




Cubbies Key Verse

(Optional, extra activity)


NAME: _____



... God



... loved




us



and sent

His
Son ...



Basic Instructions: Color the words and pictures.

Even More Fun: Cut along the lines. Paste the pieces on a sheet of paper in the right order.

Ultimate Fun: Give your creation to someone who needs to know the Lord Jesus.


Jesus Loves Me

Lacing Heart (1 of 2)

NAME: _____



Option 1

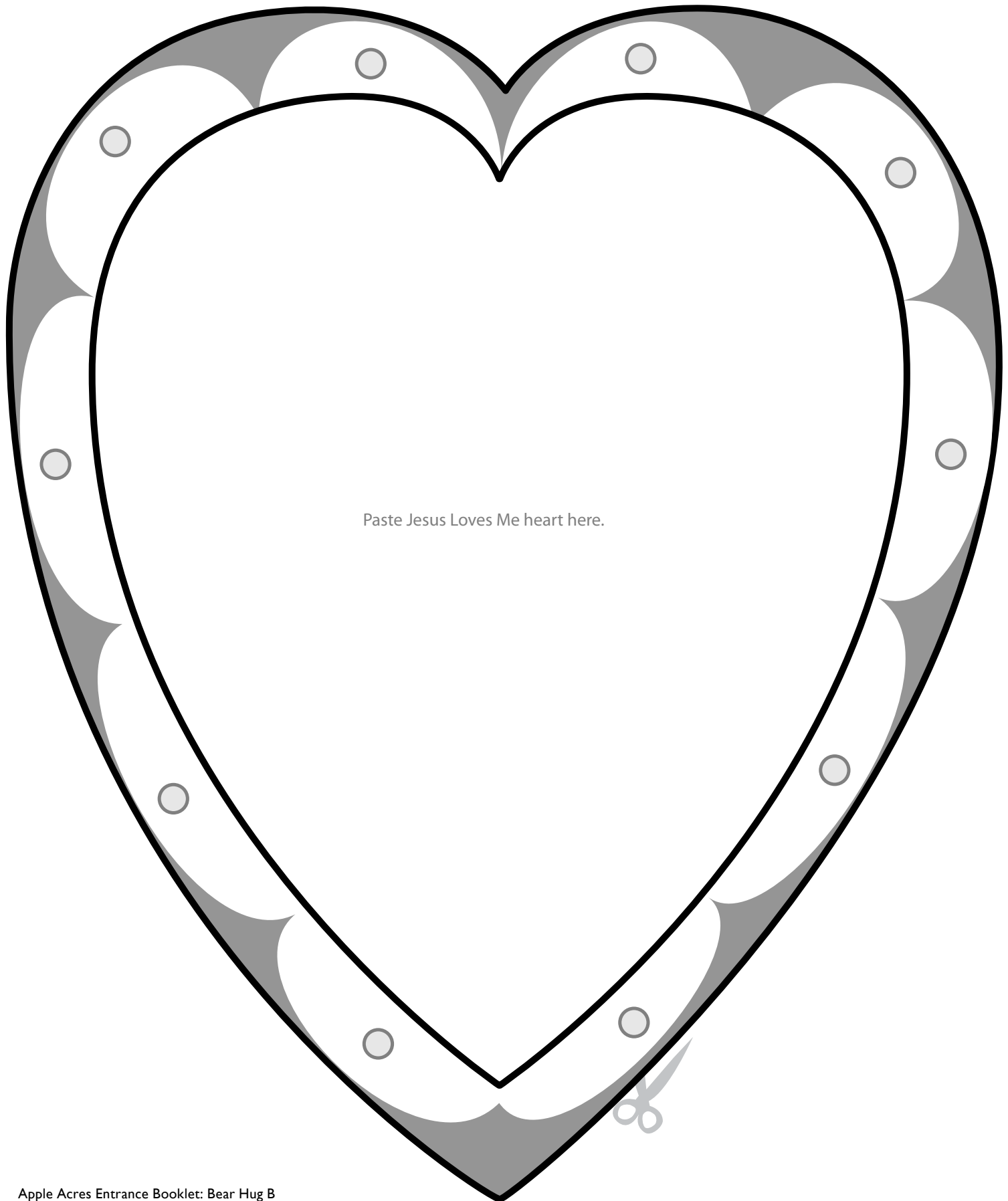


Option 2


Jesus Loves Me

NAME: _____



Card Stock Heart (2 of 2) (Print on card stock)



Apple Patterns




Apple Patterns



A is for All

NAME: _____



... All have sinned ... (Romans 3:23)

A is for All

NAME: _____


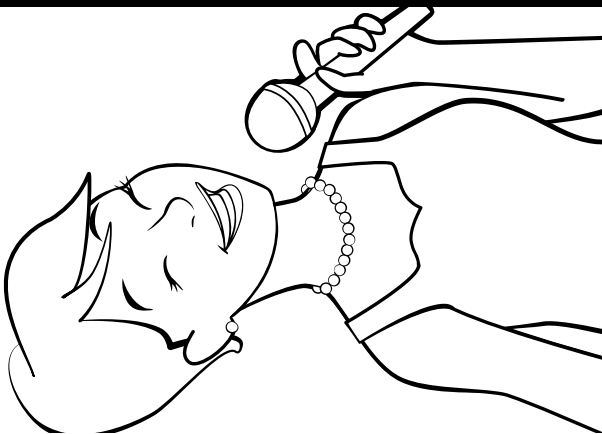

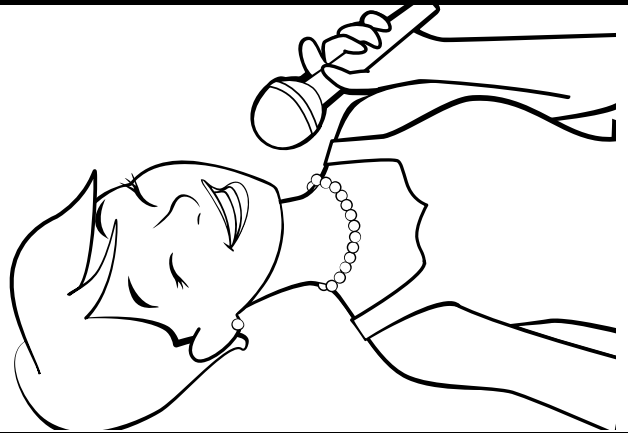
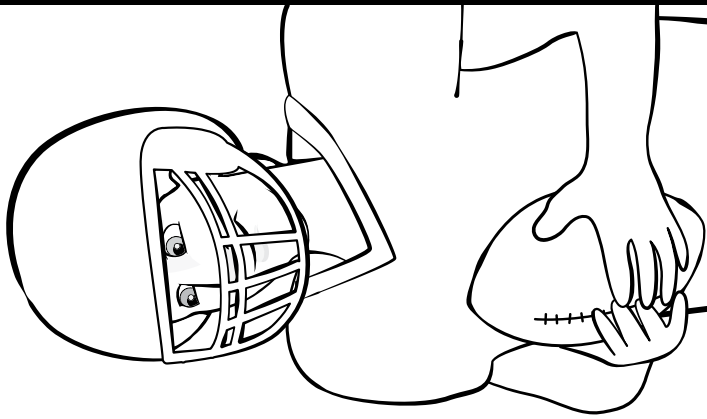
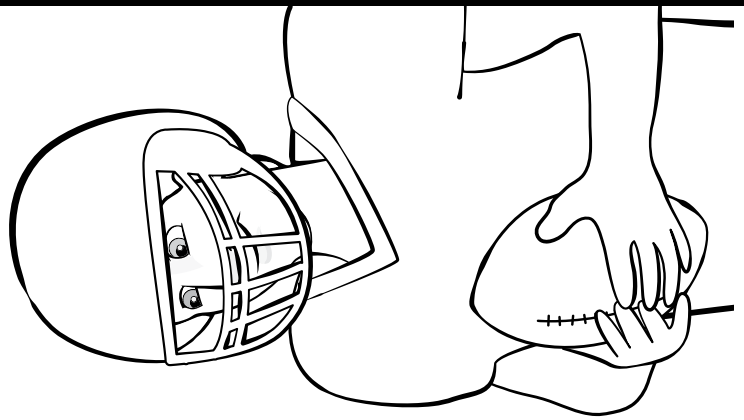


... All have sinned ... (Romans 3:23)



Concentration Game


NAME: _____




Basic Instructions: Color all the people who have sinned.

Even More Fun: Draw a line between each matching picture or cut out the squares and play a concentration game. (Best if printed on card stock.)


Ultimate Fun: Glue the squares to a poster or bulletin board on the wall below the words: ... *All have sinned* ... (Romans 3:23).





***... While we were yet sinners,
Christ died for us. (Romans 5:8)***




***... While we were yet sinners,
Christ died for us. (Romans 5:8)***



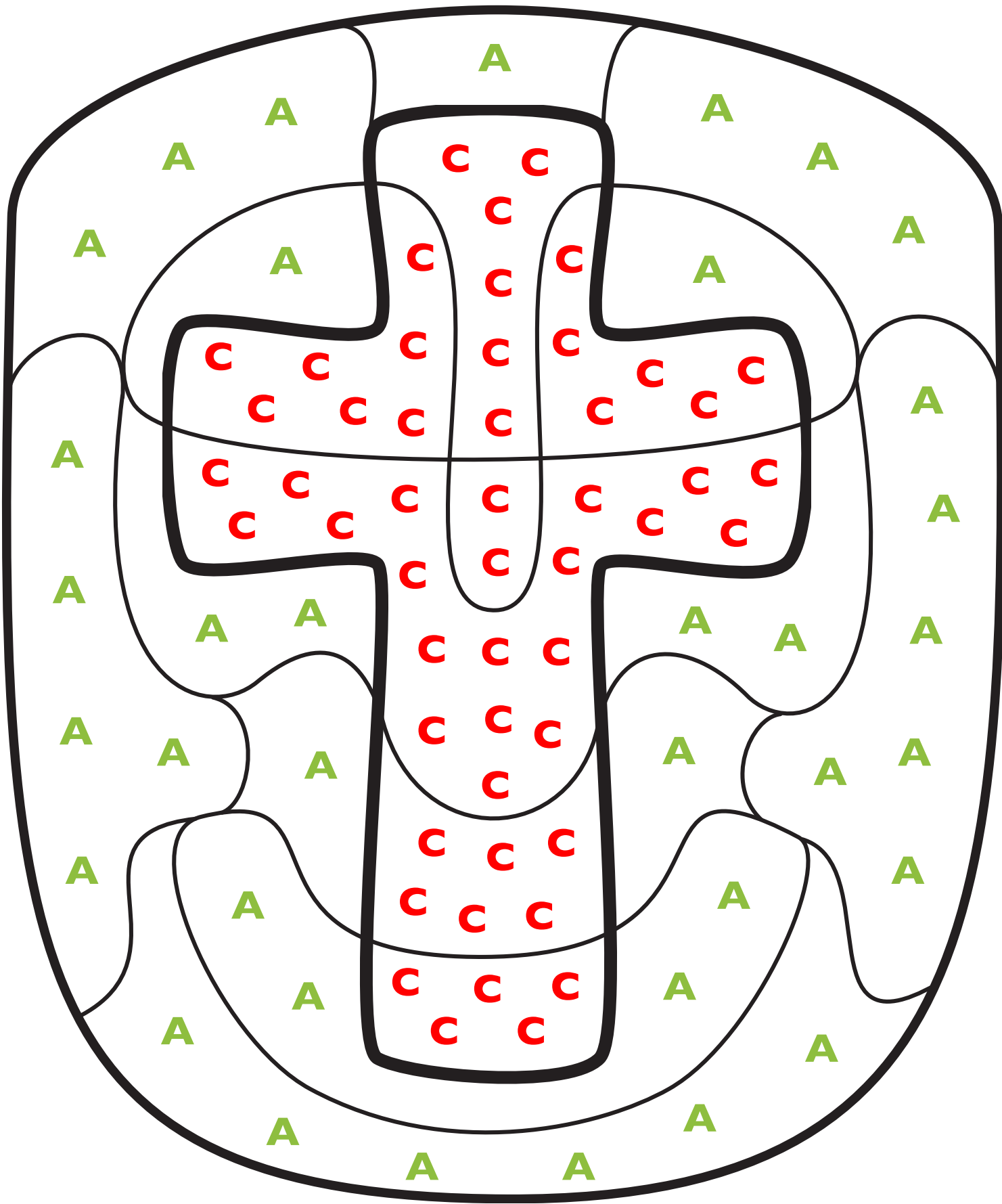






**... While we were yet sinners,
Christ died for us. (Romans 5:8)**

NAME: _____



Leaves for Cubbie Bear Puppet Show



Creation Book: Day One













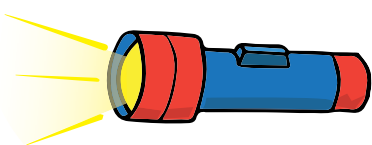


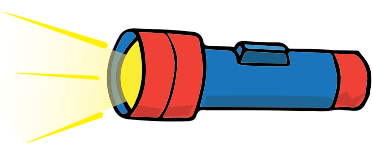

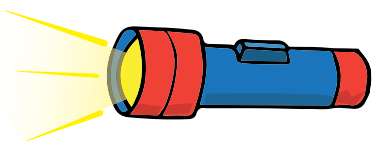


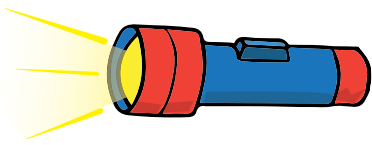


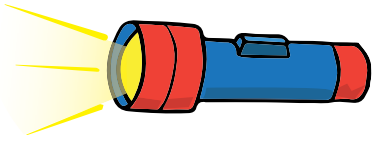
NAME: _____


**On Day One, God created light. He called the light “day.”
He called the darkness “night.” It was good. (Genesis 1:3-5)**

Creation Book: Day Two

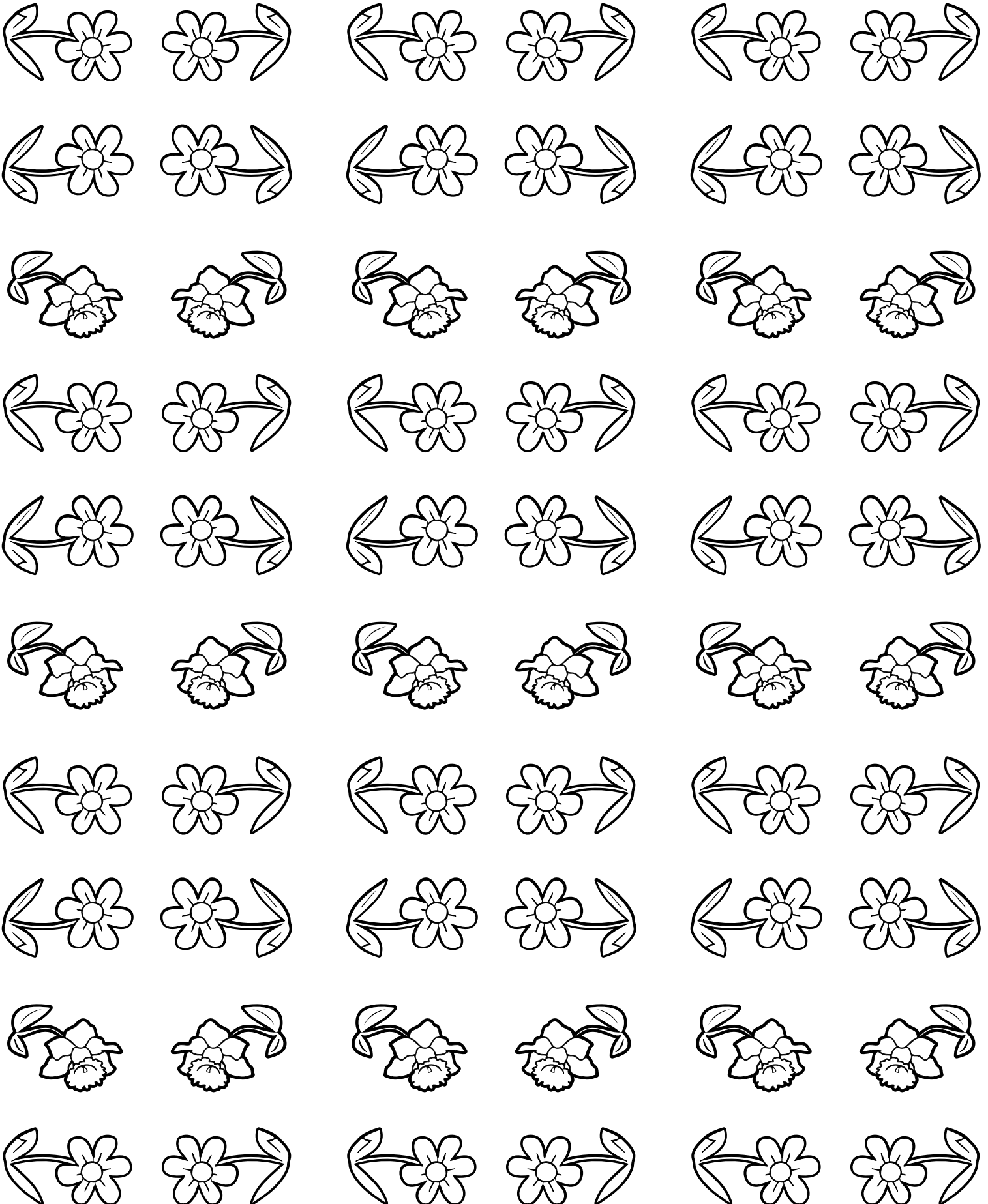
**On Day Two, God created a space above
the water. He called the space “sky.”
It was good. (Genesis 1:6-8)**


Creation Book: Day One Visuals


















**On Day Three, God created the dry land and the seas.
He created seed-bearing plants and trees to grow on the land.
It was good. (Genesis 1:9-13)**


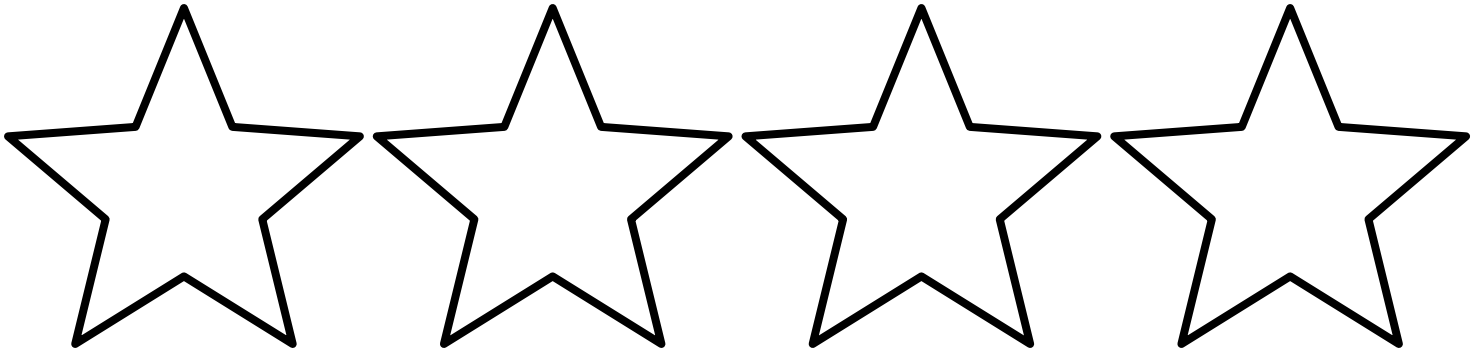
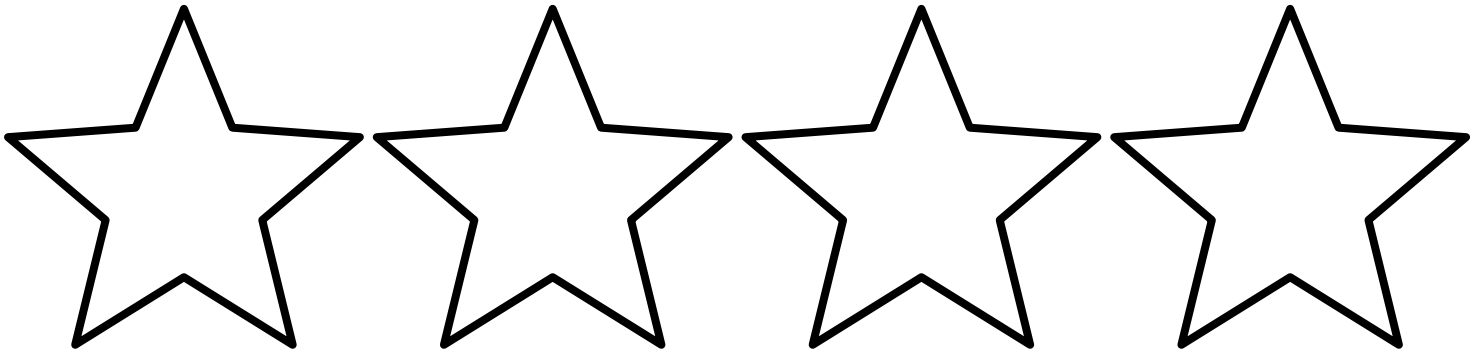










Sun, Moon and Stars




Creation Book: Day Four

NAME: _____

**On Day Four, God created the
sun to light the day and the
moon and stars to light
the night. It was good.
(Genesis 1:14-19)**






A-Mazing Stars

(Optional, extra activity)

NAME: _____





Cubbies may draw a line following the path of stars by starting at the sun and ending at the moon.

Cubbie Mask

(Print on card stock)



NAME: _____



Cubbie Mask

(Print on card stock)


NAME: _____



Luvie Mask

(Print on card stock)


NAME: _____



Luvie Mask

(Print on card stock)


NAME: _____



Katie Mask

(Print on card stock)


NAME: _____



Katie Mask

(Print on card stock)

NAME: _____





















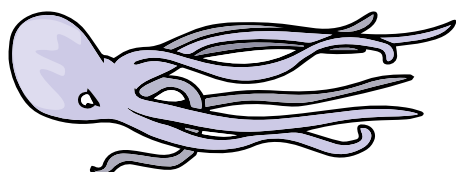



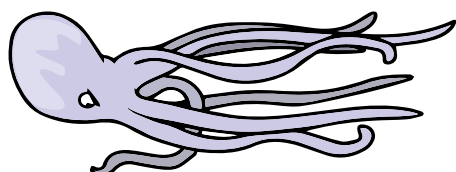



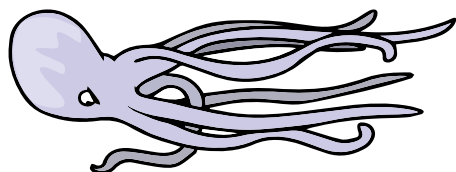


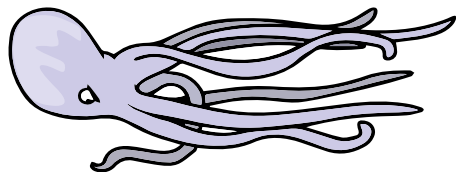

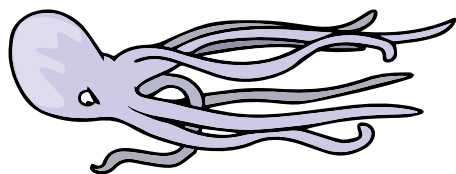












Creation Book: Day Five










NAME: _____











**On Day Five, God created the water animals and the sky animals.
It was good. (Genesis 1:20-23)**

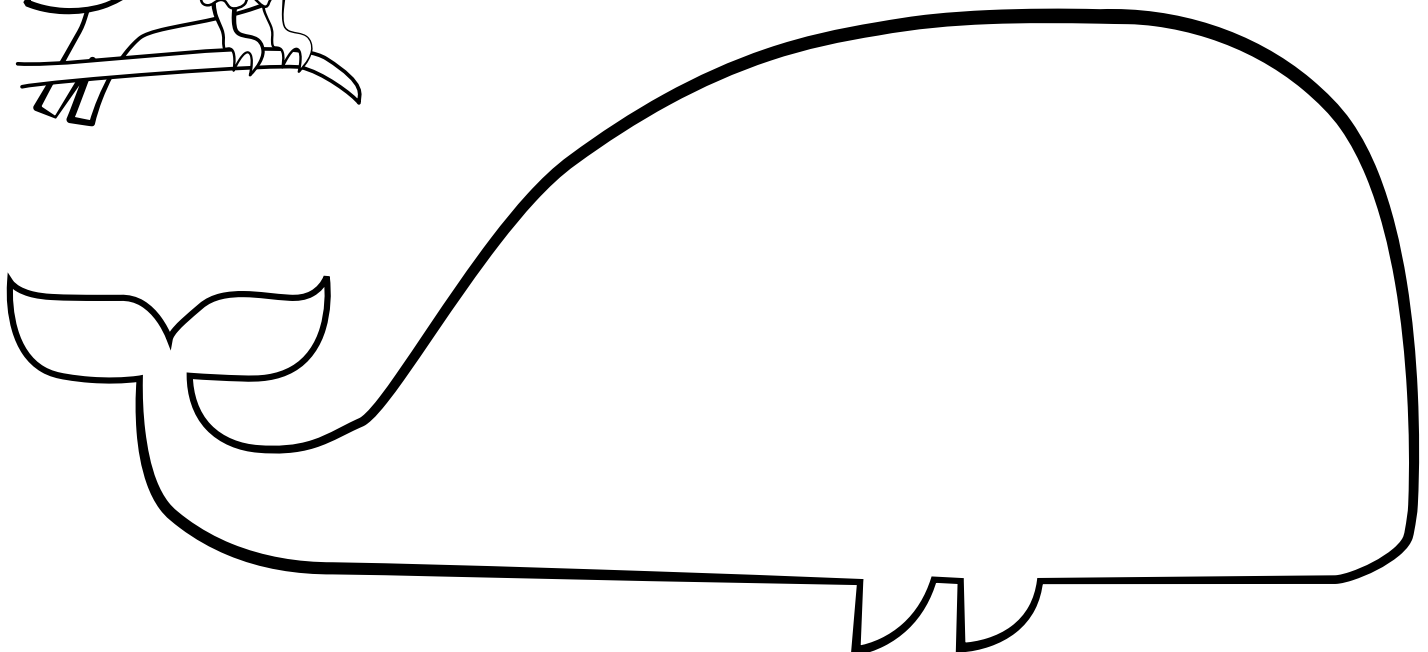



















Luvie Lamb Hat

(Print on card stock)



Tape to hat.





Tape to hat.

Creation Book: Day Six


NAME: _____

On Day Six, God created the land animals. He created Adam and Eve and put them in charge of the earth and all the animals. It was very good. (Genesis 1:24-31)










Creation Book: Day Six Visuals



Creation Book: Day Six Visuals






Creation Book: Day Seven

NAME: _____

Core Truth: God Is Creator.





***In the beginning God created the
heaven and the earth. (Genesis 1:1)***



**On Day Seven, God rested. He had finished
all His work of creating. (Genesis 2:1-3)**





Apple Growth Sequence

NAME: _____



Apple Growth Sequence

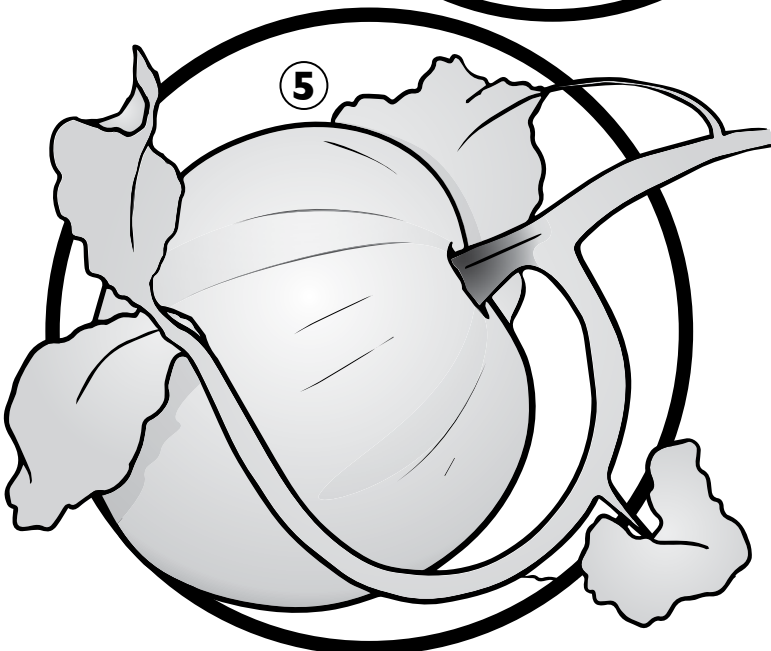

NAME: _____



Pumpkin Growth Sequence

(Use in place of Apple Growth Sequence, if desired.)





NAME: _____



Pumpkin Growth Sequence

(Use in place of Apple Growth Sequence, if desired.)

NAME: _____




Bear Hug Six: Puppet Show Visuals ①

Pumpkin seeds




Bear Hug Six: Puppet Show Visuals ②

Pumpkin seedling



Bear Hug Six: Puppet Show Visuals ③

Pumpkin flower




Bear Hug Six: Puppet Show Visuals ④

Green fruit



Bear Hug Six: Puppet Show Visuals ⑤

Ripe fruit




Bear Hug Six: Puppet Show Visuals ⑥

Pumpkin pie




Lesson Time Creation Visuals

Day Three




Day Three




Lesson Time Creation Visuals

Day Four



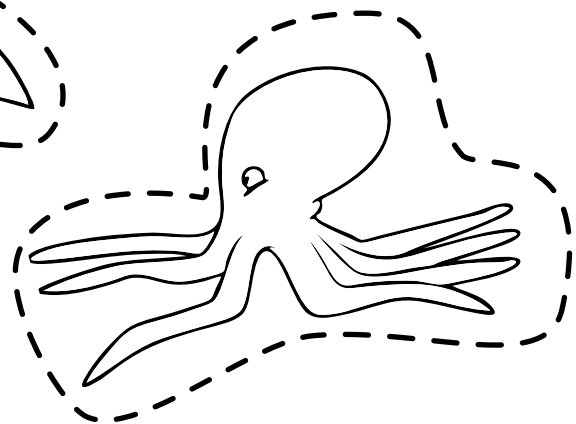
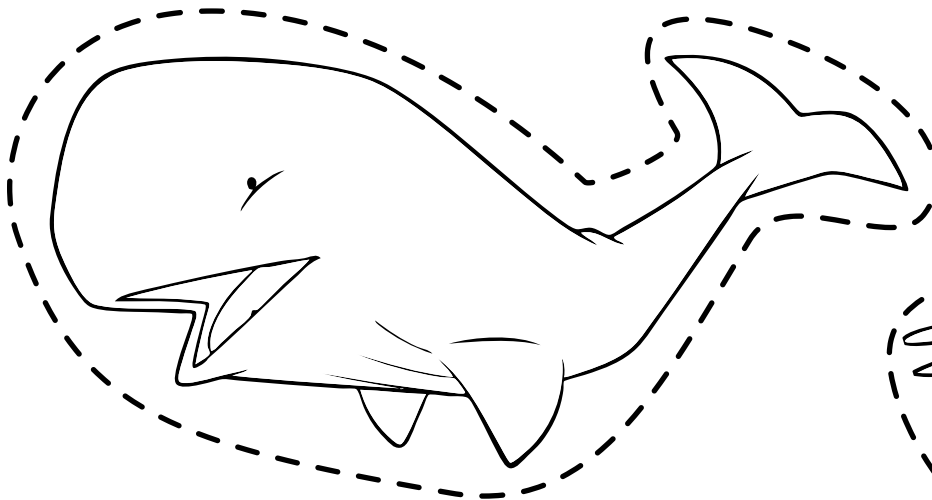

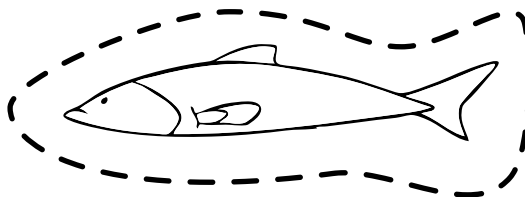


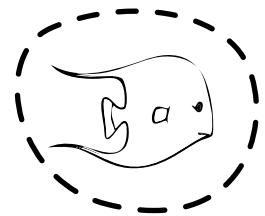

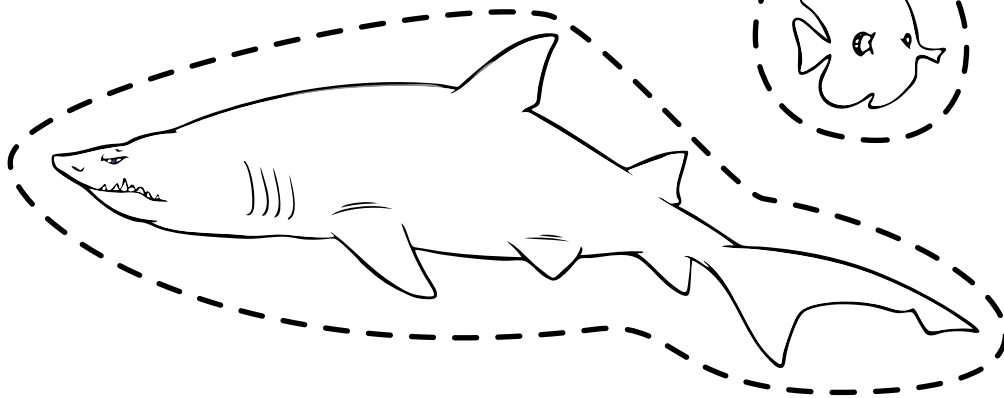
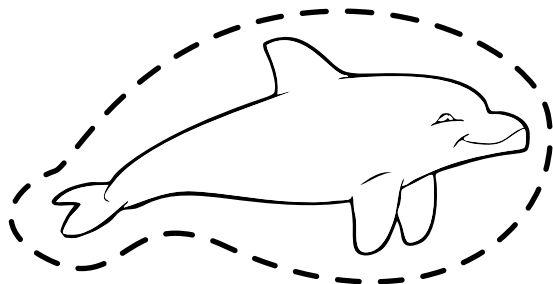
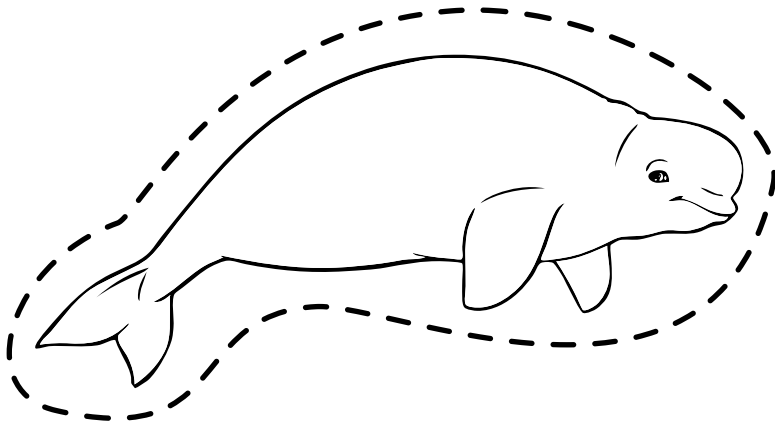
Lesson Time Creation Visuals

Day Four






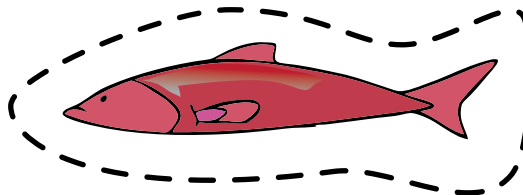






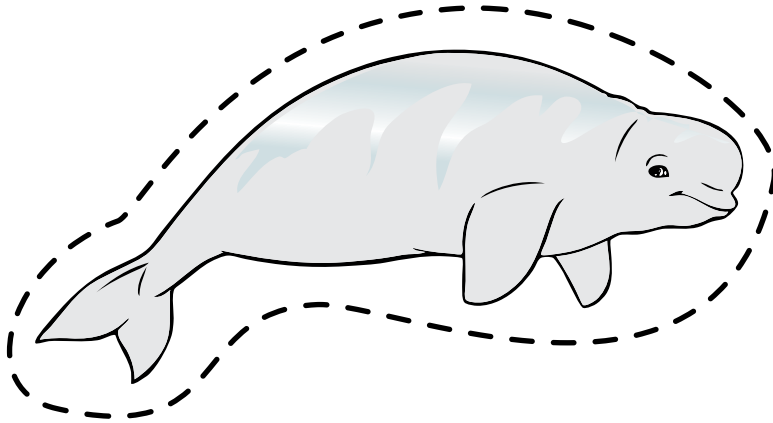
Lesson Time Creation Visuals

Day Five (water animals)




Lesson Time Creation Visuals

Day Five (water animals)




Lesson Time Creation Visuals

Day Five (sky animals)




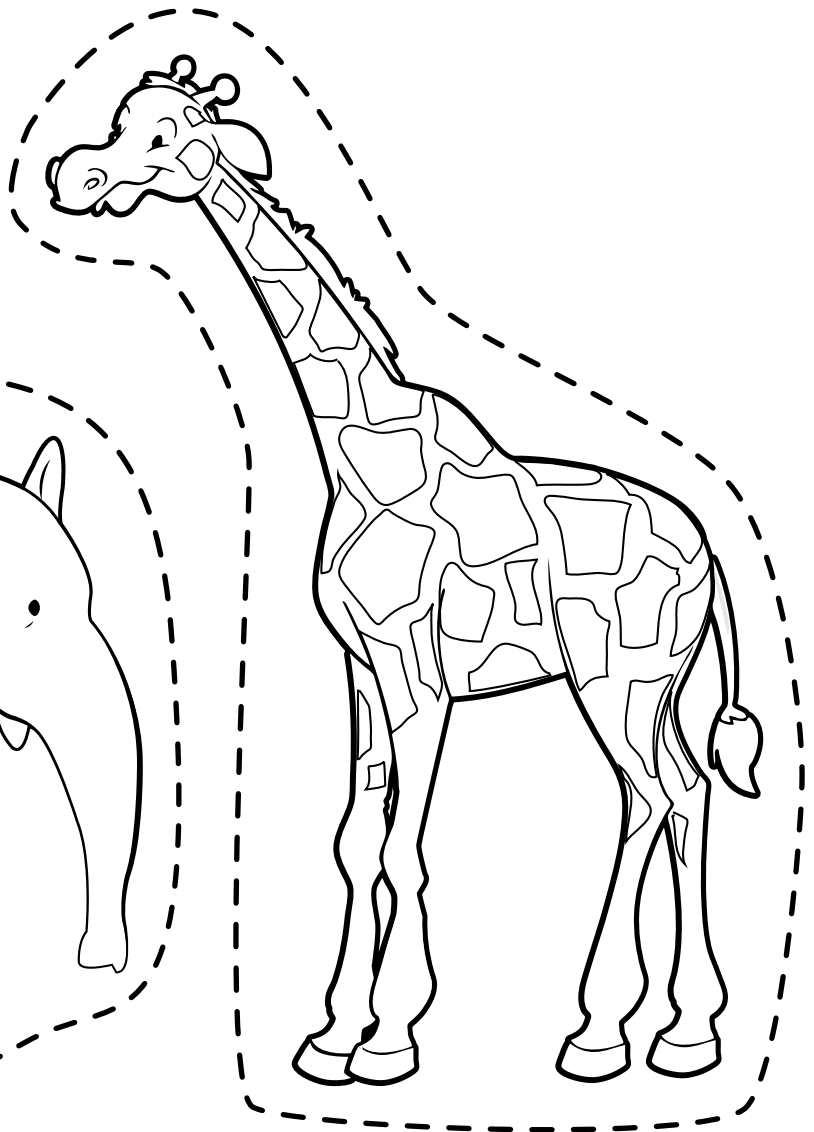
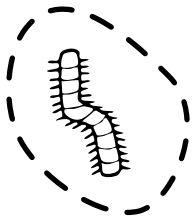


Lesson Time Creation Visuals

Day Five (sky animals)





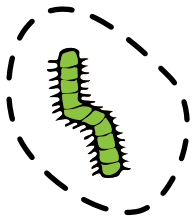



Lesson Time Creation Visuals

Day Five (land animals, 1 of 2)







Lesson Time Creation Visuals

Day Five (land animals, 1 of 2)






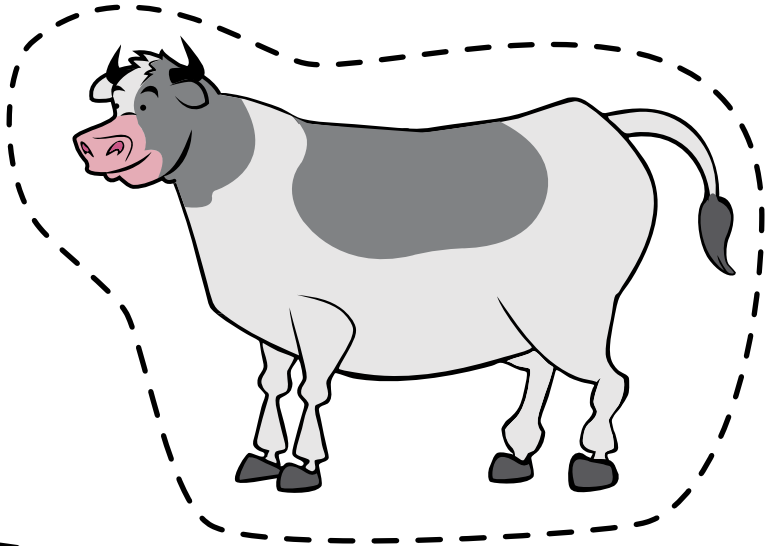

Lesson Time Creation Visuals

Day Five (land animals, 2 of 2)




Lesson Time Creation Visuals


Day Five (land animals, 2 of 2)




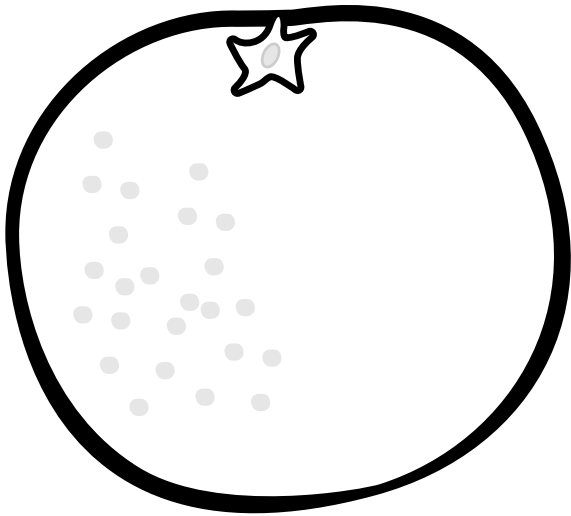












Day Six Visuals

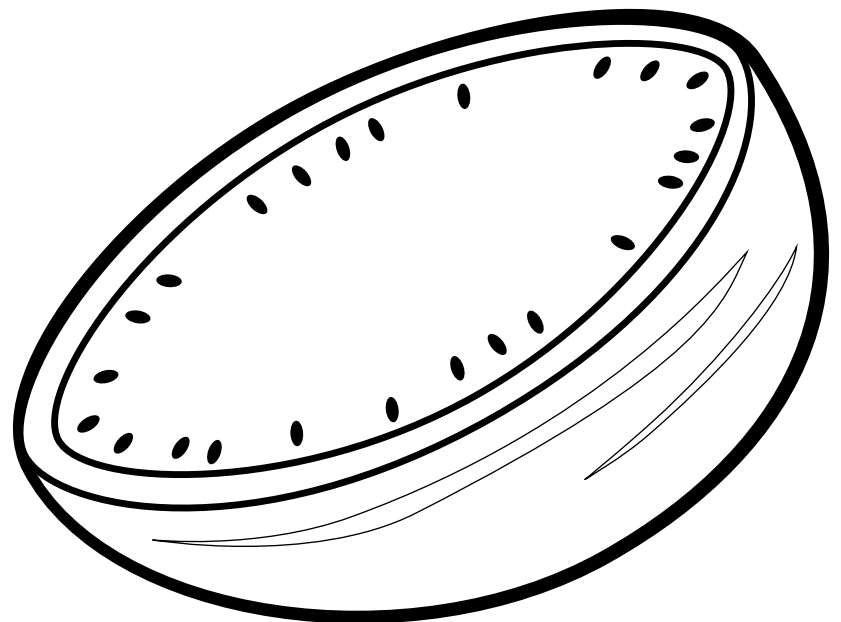

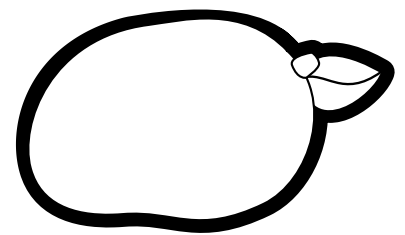
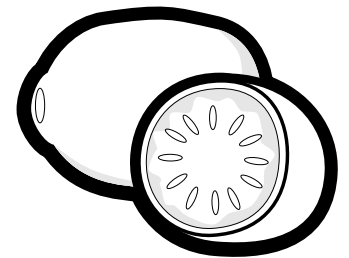











Day Six Visuals














NAME: _____




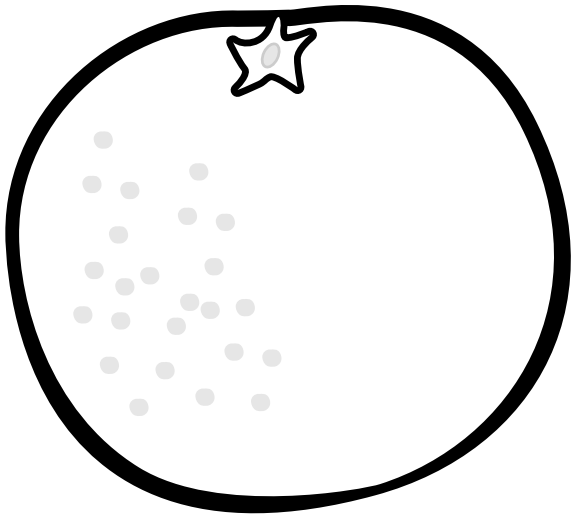












Boy Face Pattern



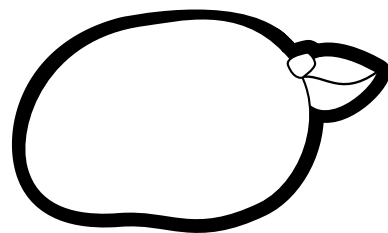
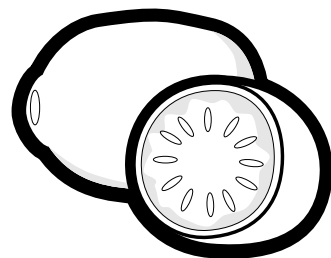












Girl Face Pattern















Happy/Sad Mask (Boy)

(Print on card stock)




Happy/Sad Mask (Girl)

(Print on card stock)



Angry Face Card



Adam and Eve

NAME: _____

Picture Page

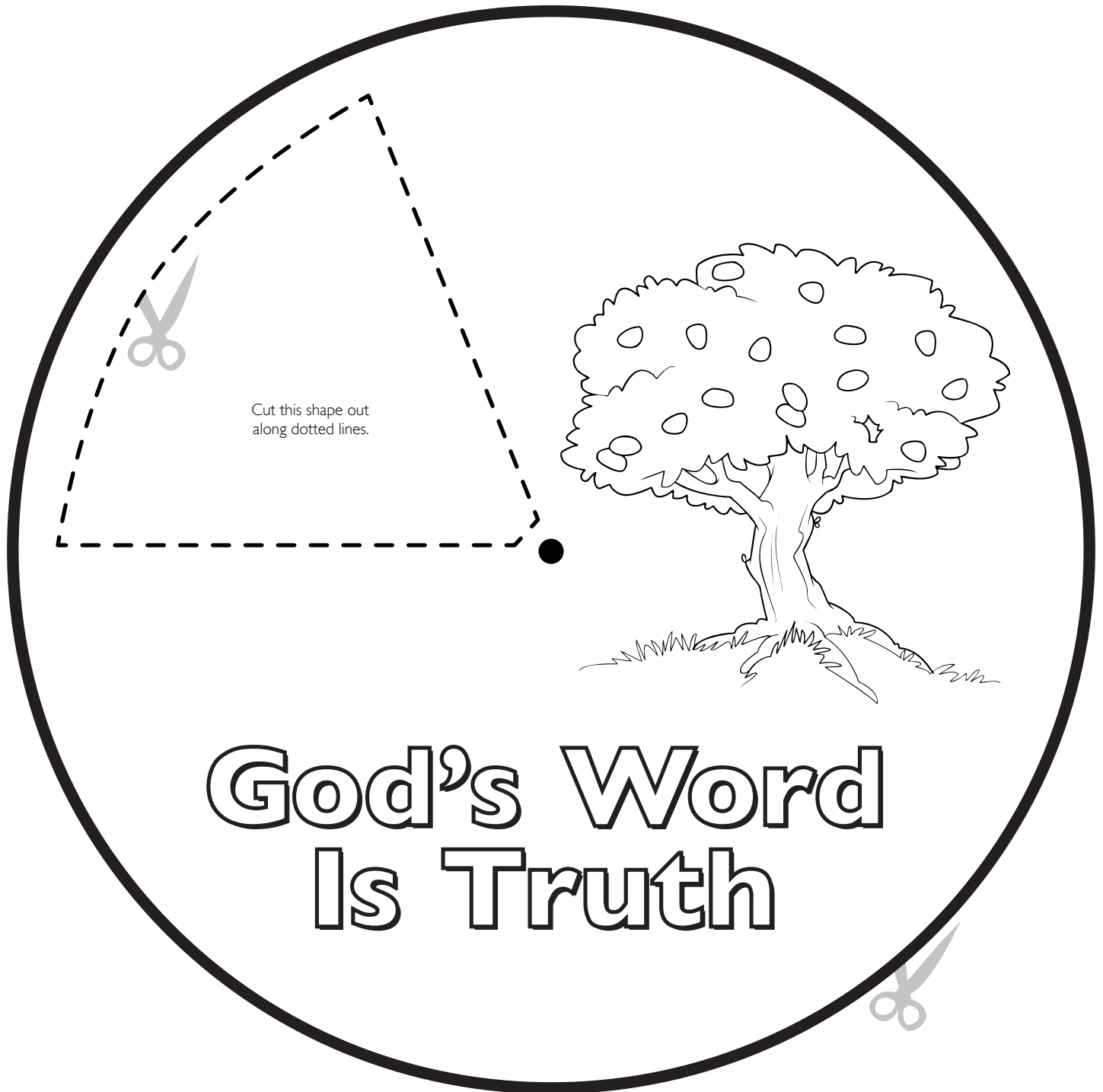
(Print on card stock)



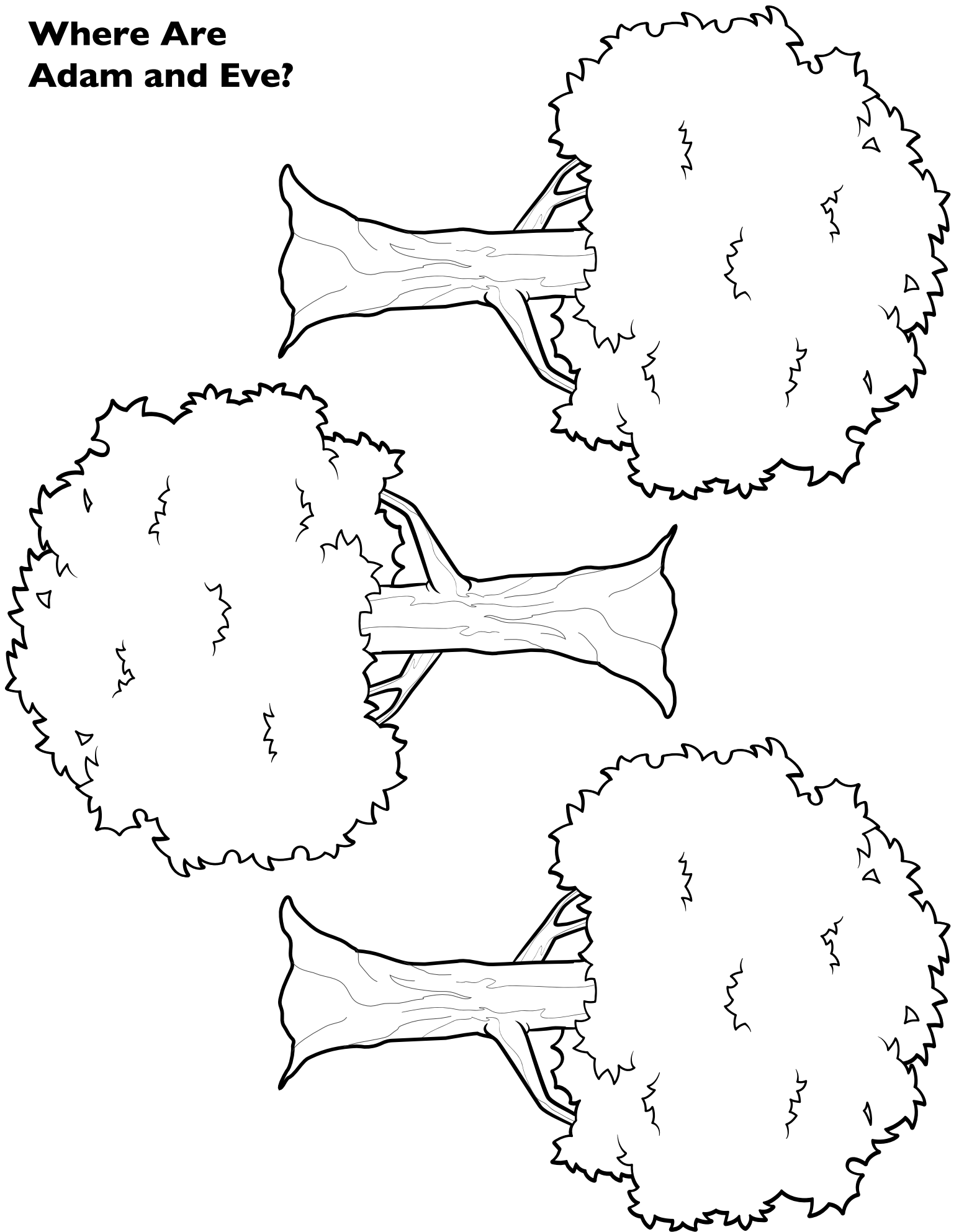
Adam and Eve Picture Wheel


(Print on card stock)

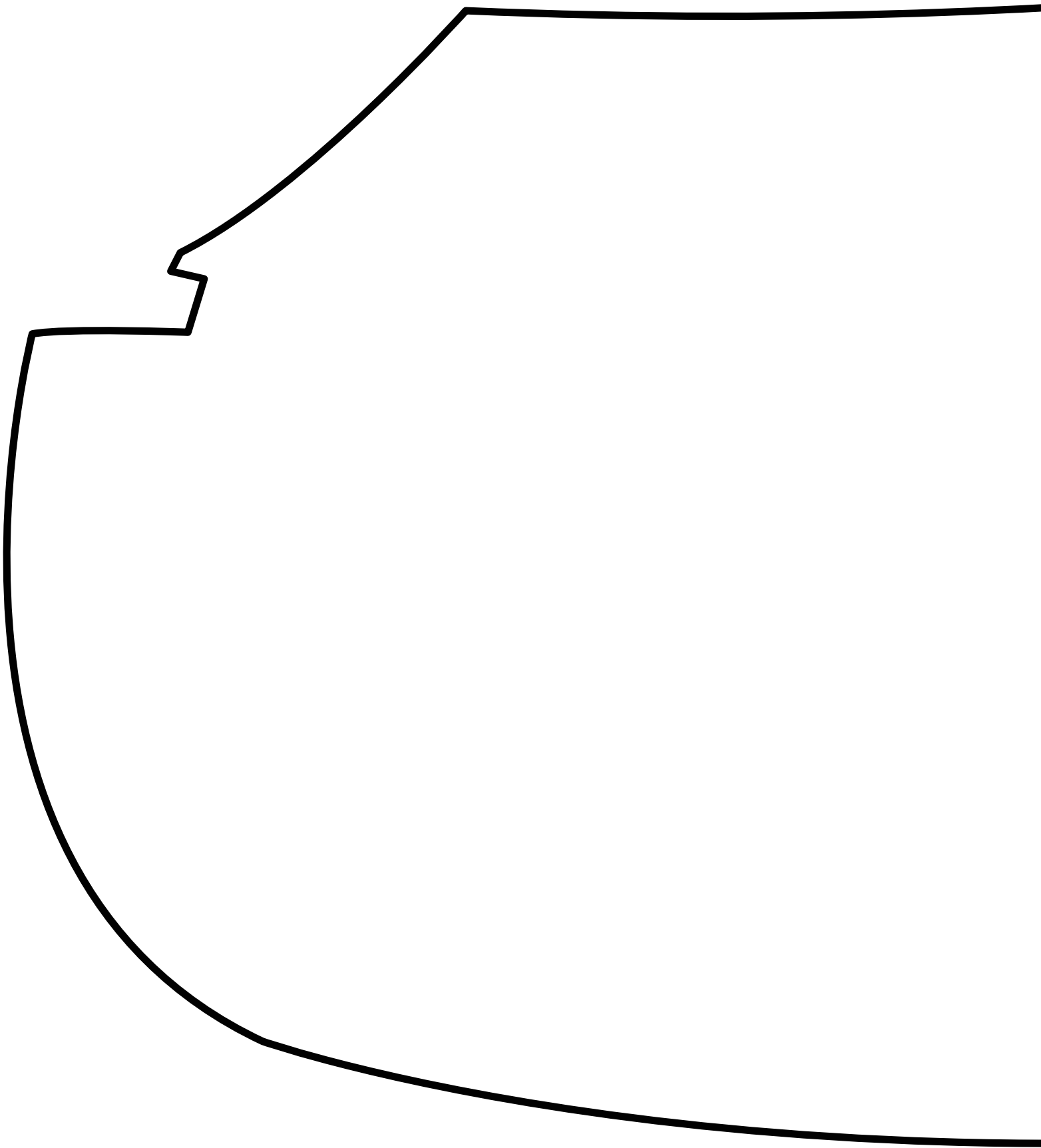
NAME: _____

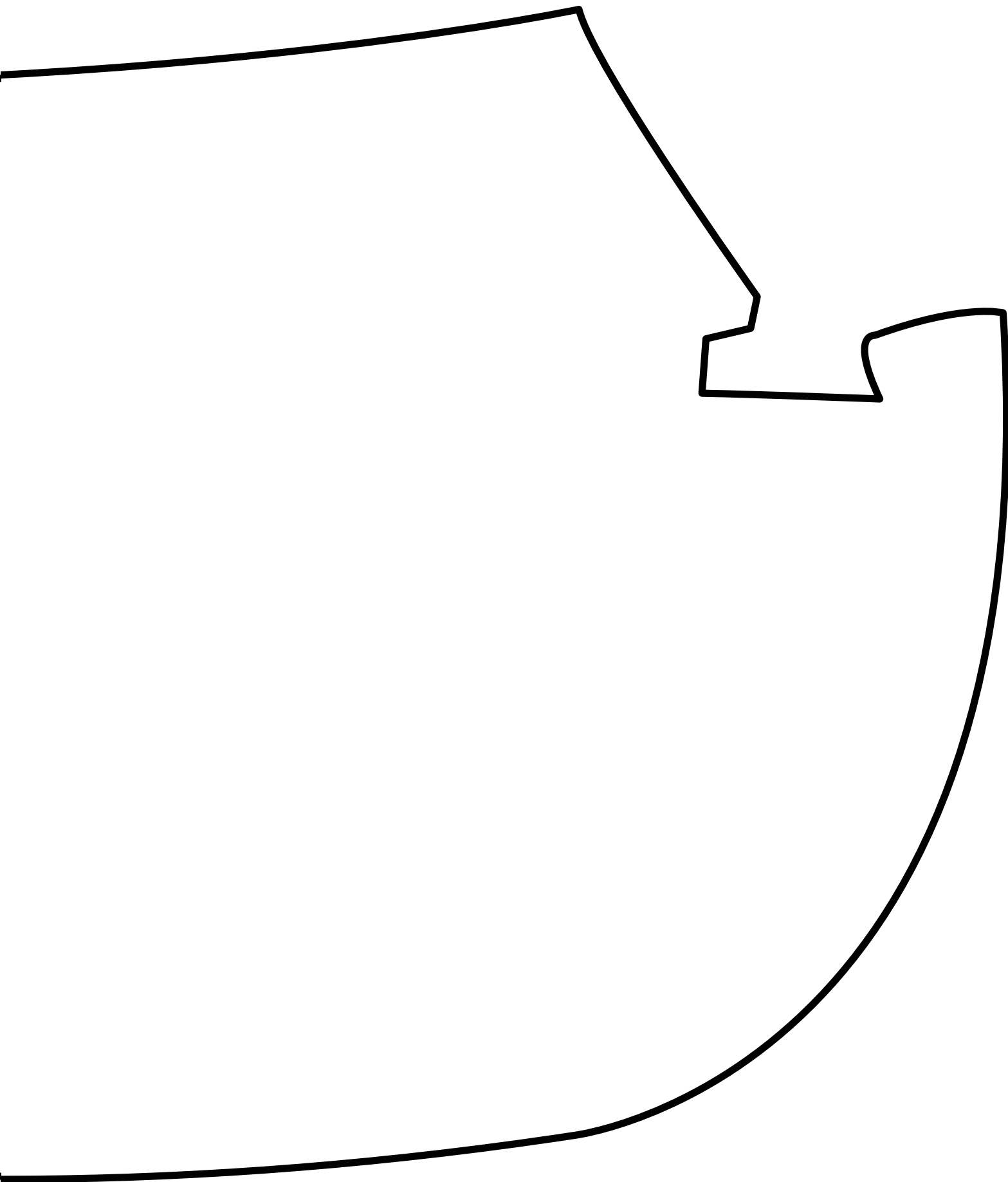








Where Are Adam and Eve?

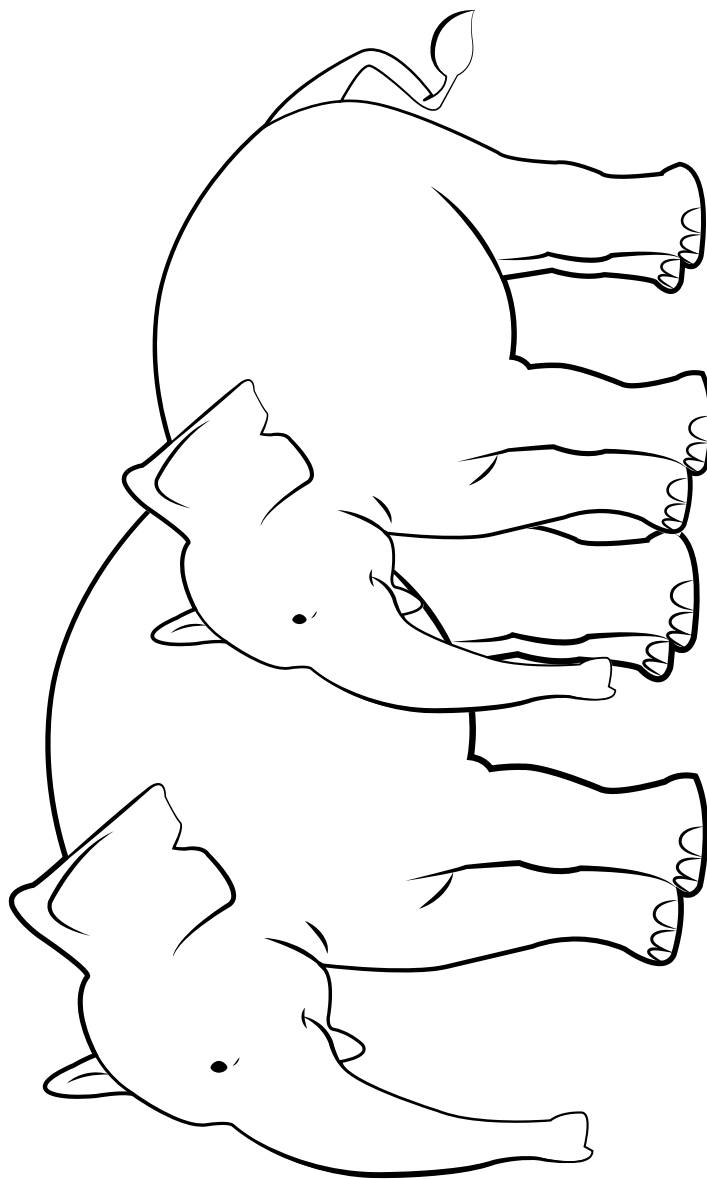



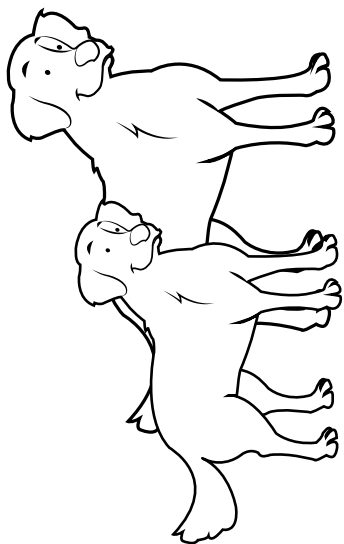











































Rainbow Hanger Craft





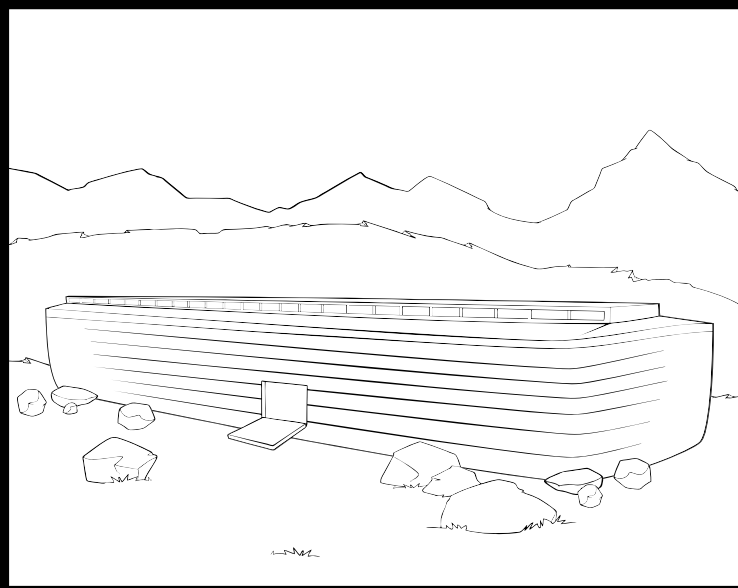


Rainbow Math Mat

NAME: _____



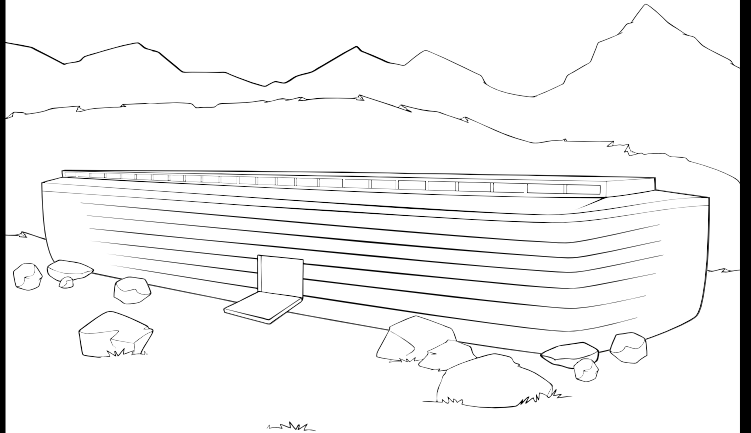









Instructions: Spin to a number on the spinner. Place a cotton ball over that number of clouds on your mat.










Noah Game Card (2 of 3)



NAME: _____























... Great is Thy faithfulness.
(Lamentations 3:23)




NAME: _____

God Keeps His Promises




Basic Instructions: Color the lines behind the word PROMISE with rainbow colors.
Even More Fun: Tell your leader what the words *promise* and *faithful* mean.







Abraham




Abraham




Abraham




Abraham



Abraham



Abraham



Abraham



Abraham



Abraham




Abraham




Abraham



Abraham





**Great is our Lord,
and of great power ...
(Psalm 147:5)**

**Great is our Lord,
and of great power ...
(Psalm 147:5)**

**Great is our Lord,
and of great power ...
(Psalm 147:5)**

**Great is our Lord,
and of great power ...
(Psalm 147:5)**

**Great is our Lord,
and of great power ...
(Psalm 147:5)**

**Great is our Lord,
and of great power ...
(Psalm 147:5)**

**Great is our Lord,
and of great power ...
(Psalm 147:5)**

**Great is our Lord,
and of great power ...
(Psalm 147:5)**

**Great is our Lord,
and of great power ...
(Psalm 147:5)**

**Great is our Lord,
and of great power ...
(Psalm 147:5)**

Large Star Verse

**Great is our Lord,
and of great power ...
(Psalm 147:5)**

**Great is our Lord,
and of great power ...
(Psalm 147:5)**

**Great is our Lord,
and of great power ...
(Psalm 147:5)**

**Great is our Lord,
and of great power ...
(Psalm 147:5)**

**Great is our Lord,
and of great power ...
(Psalm 147:5)**

**Great is our Lord,
and of great power ...
(Psalm 147:5)**

**Great is our Lord,
and of great power ...
(Psalm 147:5)**

**Great is our Lord,
and of great power ...
(Psalm 147:5)**

**Great is our Lord,
and of great power ...
(Psalm 147:5)**

**Great is our Lord,
and of great power ...
(Psalm 147:5)**

**Great is our Lord,
and of great power ...
(Psalm 147:5)**

**Great is our Lord,
and of great power ...
(Psalm 147:5)**

**Great is our Lord,
and of great power ...
(Psalm 147:5)**

**Great is our Lord,
and of great power ...
(Psalm 147:5)**

**Great is our Lord,
and of great power ...
(Psalm 147:5)**

**Great is our Lord,
and of great power ...
(Psalm 147:5)**

**Great is our Lord,
and of great power ...
(Psalm 147:5)**

**Great is our Lord,
and of great power ...
(Psalm 147:5)**

**Great is our Lord,
and of great power ...
(Psalm 147:5)**

**Great is our Lord,
and of great power ...
(Psalm 147:5)**

**Great is our Lord,
and of great power ...
(Psalm 147:5)**

**Great is our Lord,
and of great power ...
(Psalm 147:5)**

**Great is our Lord,
and of great power ...
(Psalm 147:5)**

**Great is our Lord,
and of great power ...
(Psalm 147:5)**

**Great is our Lord,
and of great power ...
(Psalm 147:5)**


**Great is our Lord,
and of great power ...
(Psalm 147:5)**

**Great is our Lord,
and of great power ...
(Psalm 147:5)**


**Great is our Lord,
and of great power ...
(Psalm 147:5)**

**Great is our Lord,
and of great power ...
(Psalm 147:5)**

**Great is our Lord,
and of great power ...
(Psalm 147:5)**




Instructions: Print on legal or tabloid size paper and hang as a poster.





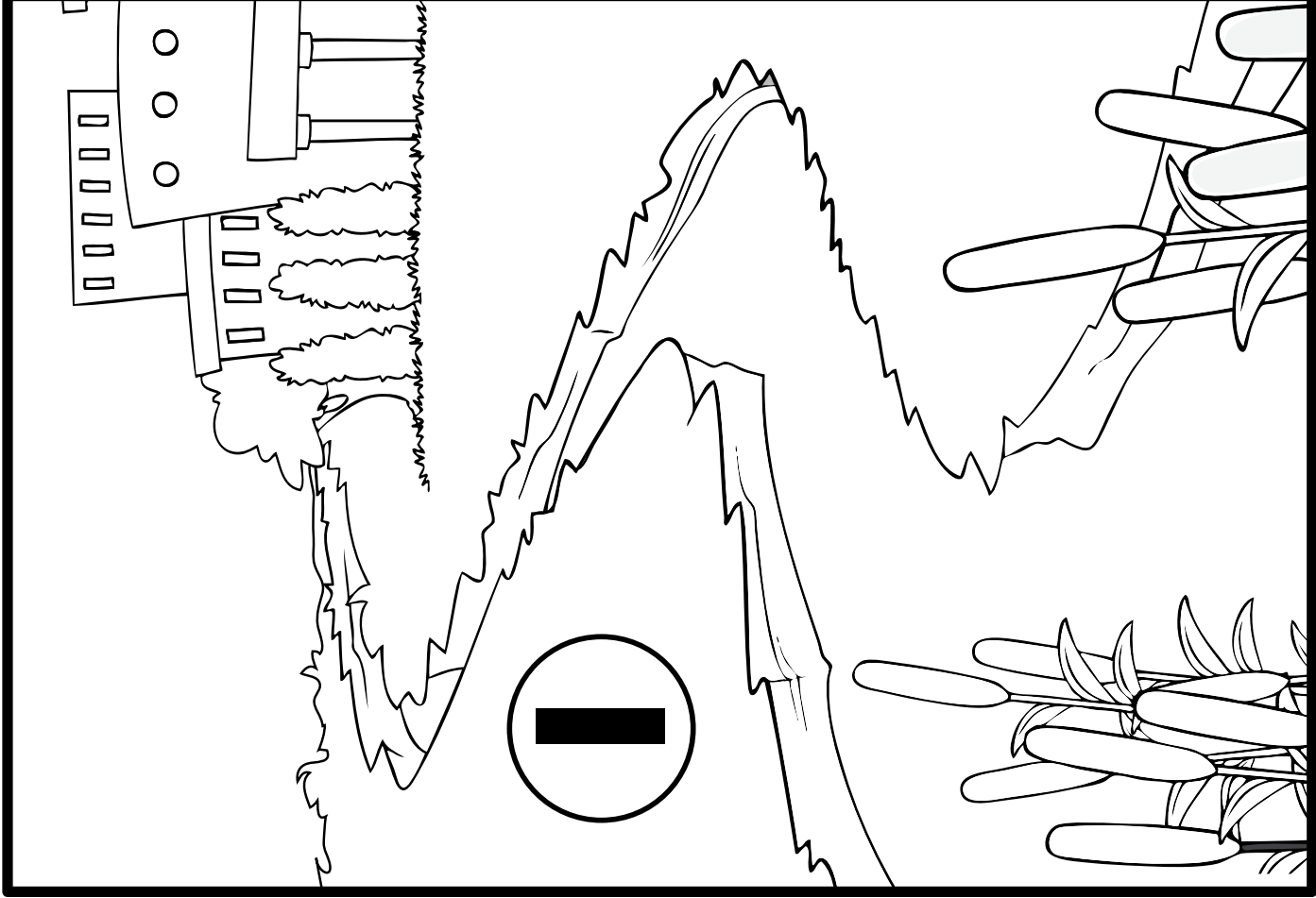
Instructions: Print on legal or tabloid size paper and hang as a poster.

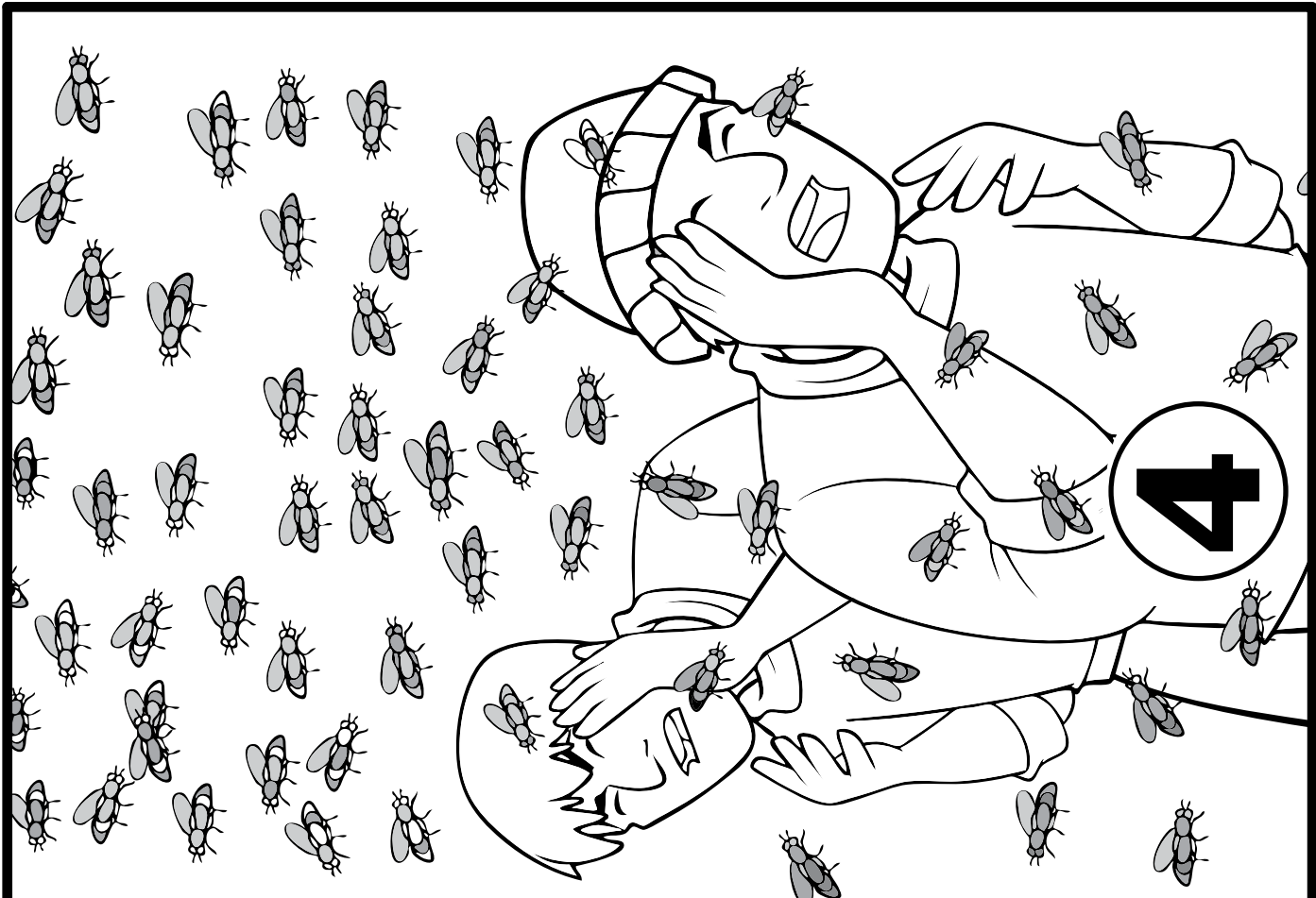
Beetle Picture Cards






Beetle Picture Cards













9





NAME: _____

1 Bug


2 Bugs

3 Bugs

God sent lots and lots of bugs to Egypt during the plagues. How many bugs can you fit here?

**4 ... Turn the page to
count some more!**

Instructions: Cut out each page and staple pages together in order to make a booklet.



NAME: _____

1 Bug




2 Bugs

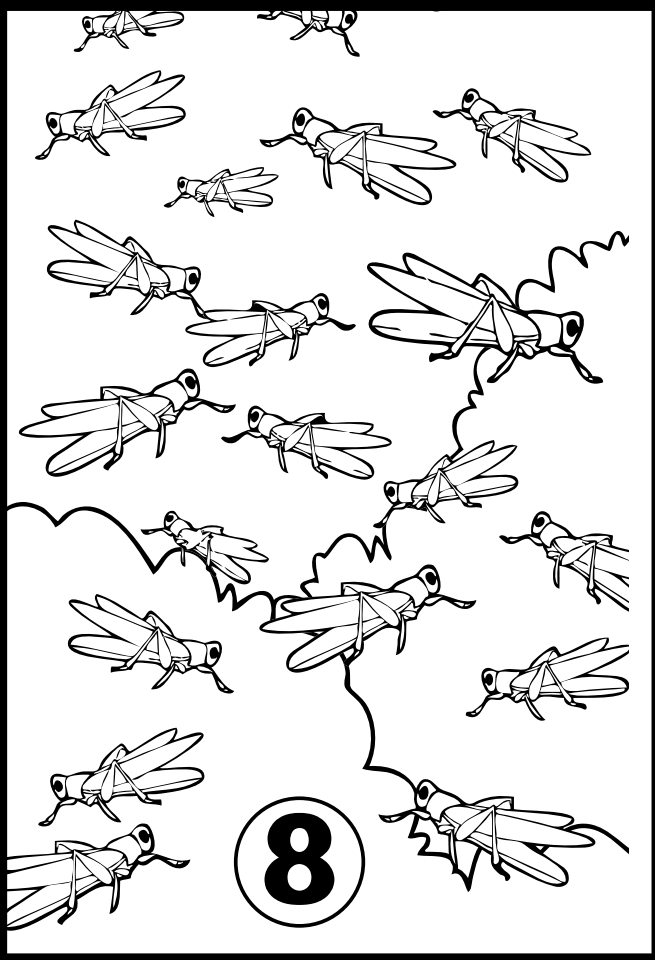


3 Bugs

God sent lots and lots of bugs to Egypt during the plagues. How many bugs can you fit here?


4 ... Turn the page to count some more!

Instructions: Cut out each page and staple pages together in order to make a booklet.











Instructions: Print on legal or tabloid size paper and hang as a poster.




Instructions: Print on legal or tabloid size paper and hang as a poster.

Beetle Picture Cards



Beetle Picture Cards



**The LORD is my strength
and my song, He is
become my salvation ...
(Exodus 15:2)**

**The LORD is my strength
and my song, He is
become my salvation ...
(Exodus 15:2)**

**The LORD is my strength
and my song, He is
become my salvation ...
(Exodus 15:2)**

**The LORD is my strength
and my song, He is
become my salvation ...
(Exodus 15:2)**

**The LORD is my strength
and my song, He is
become my salvation ...
(Exodus 15:2)**

**The LORD is my strength
and my song, He is
become my salvation ...
(Exodus 15:2)**

**The LORD is my strength
and my song, He is
become my salvation ...
(Exodus 15:2)**

**The LORD is my strength
and my song, He is
become my salvation ...
(Exodus 15:2)**

**The LORD is my strength
and my song, He is
become my salvation ...
(Exodus 15:2)**

**The LORD is my strength
and my song, He is
become my salvation ...
(Exodus 15:2)**

Use with BH 17 Activity Sheet

**The LORD is my strength
and my song, He is
become my salvation ...
(Exodus 15:2)**

**The LORD is my strength
and my song, He is
become my salvation ...
(Exodus 15:2)**

**The LORD is my strength
and my song, He is
become my salvation ...
(Exodus 15:2)**

**The LORD is my strength
and my song, He is
become my salvation ...
(Exodus 15:2)**

**The LORD is my strength
and my song, He is
become my salvation ...
(Exodus 15:2)**

**The LORD is my strength
and my song, He is
become my salvation ...
(Exodus 15:2)**

**The LORD is my strength
and my song, He is
become my salvation ...
(Exodus 15:2)**

**The LORD is my strength
and my song, He is
become my salvation ...
(Exodus 15:2)**

**The LORD is my strength
and my song, He is
become my salvation ...
(Exodus 15:2)**

**The LORD is my strength
and my song, He is
become my salvation ...
(Exodus 15:2)**

**The LORD is my strength
and my song, He is
become my salvation ...
(Exodus 15:2)**

**The LORD is my strength
and my song, He is
become my salvation ...
(Exodus 15:2)**

**The LORD is my strength
and my song, He is
become my salvation ...
(Exodus 15:2)**

**The LORD is my strength
and my song, He is
become my salvation ...
(Exodus 15:2)**

**The LORD is my strength
and my song, He is
become my salvation ...
(Exodus 15:2)**

**The LORD is my strength
and my song, He is
become my salvation ...
(Exodus 15:2)**

**The LORD is my strength
and my song, He is
become my salvation ...
(Exodus 15:2)**

**The LORD is my strength
and my song, He is
become my salvation ...
(Exodus 15:2)**

**The LORD is my strength
and my song, He is
become my salvation ...
(Exodus 15:2)**

**The LORD is my strength
and my song, He is
become my salvation ...
(Exodus 15:2)**

**The LORD is my strength
and my song, He is
become my salvation ...
(Exodus 15:2)**

**The LORD is my strength
and my song, He is
become my salvation ...
(Exodus 15:2)**

**The LORD is my strength
and my song, He is
become my salvation ...
(Exodus 15:2)**

**The LORD is my strength
and my song, He is
become my salvation ...
(Exodus 15:2)**

**The LORD is my strength
and my song, He is
become my salvation ...
(Exodus 15:2)**

**The LORD is my strength
and my song, He is
become my salvation ...
(Exodus 15:2)**

**The LORD is my strength
and my song, He is
become my salvation ...
(Exodus 15:2)**

**The LORD is my strength
and my song; He has
become my salvation ...
(Exodus 15:2)**


**The LORD is my strength
and my song; He has
become my salvation ...
(Exodus 15:2)**

**The LORD is my strength
and my song; He has
become my salvation ...
(Exodus 15:2)**

Fish from the Red Sea

(1 of 3)


NAME: _____



Fish from the Red Sea

(2 of 3)


NAME: _____



Fish from the Red Sea

(3 of 3)



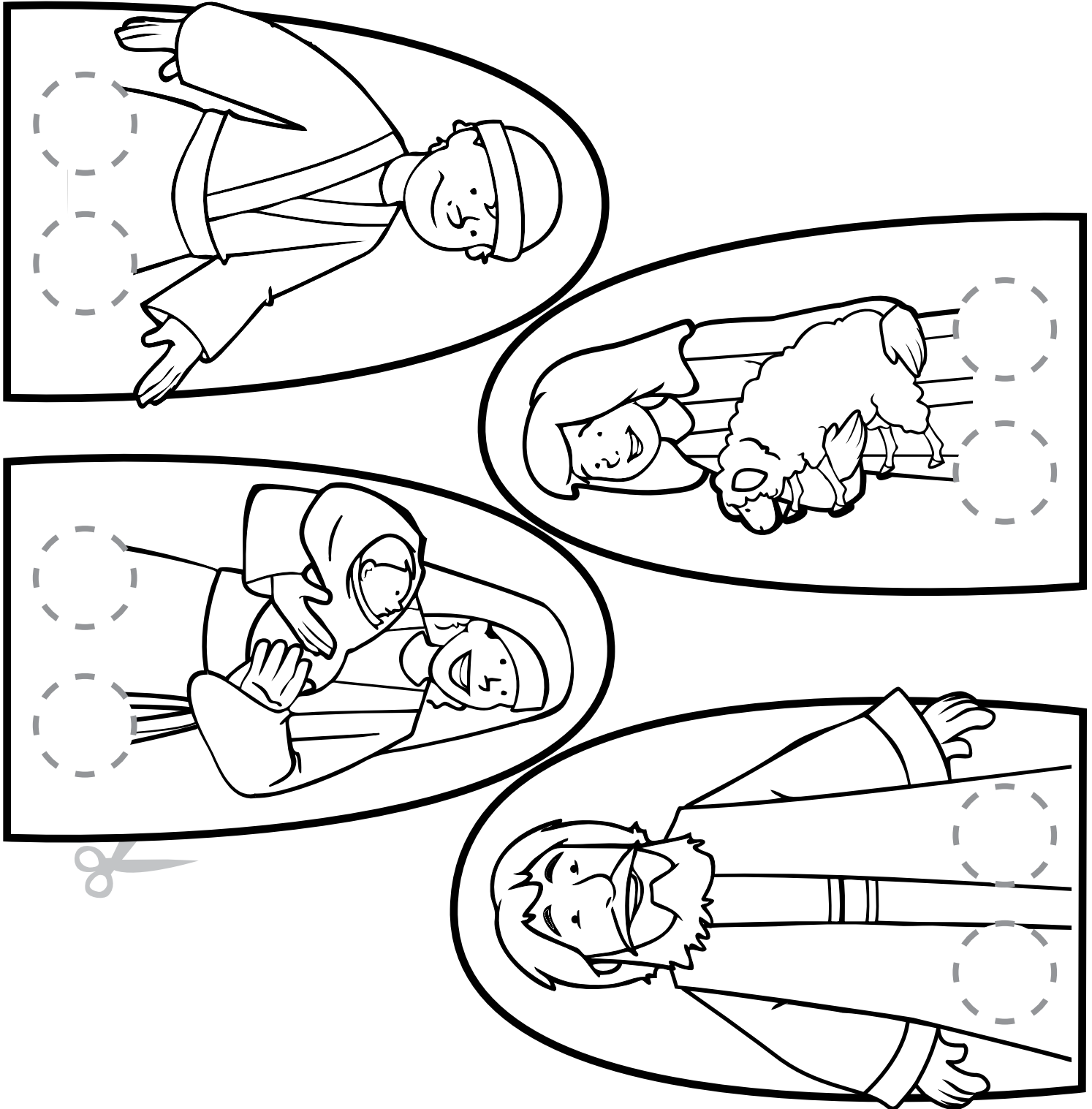
NAME: _____



Israelite Finger Puppets

(Print on card stock)

NAME: _____




Bear Hug 18

NAME: _____

Activity Sheet Game Markers

(Print on card stock)



Instructions: Color these game markers. Cut them along the black lines. Fold along the dotted lines to form a tent. Use as game board markers for Bear Hug 18 Activity Sheet.

Jump up and down.

**Spin in a circle
three times.**

**Make a really
tall mountain.**

Run in place.

Split the sea.

**Stand on one foot and
say "God is mighty".**

**Clap your hands
ten times.**

Put stars in the sky.

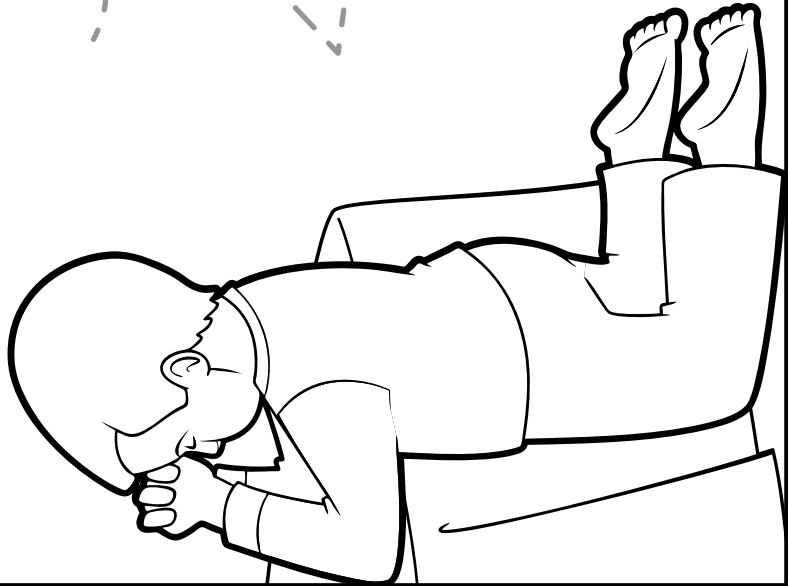

**Make a Cubbie
boy or girl.**

**Send rain to flood
the earth with water.**


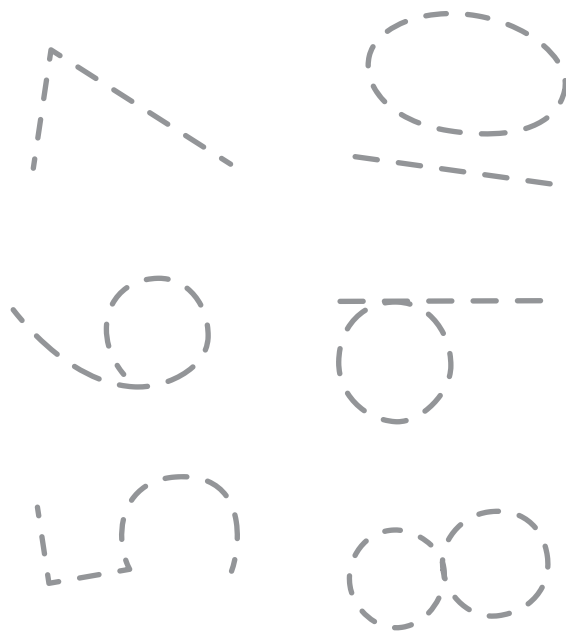
Ten Commandments Craft Tablets

NAME: _____

LOVE GOD




LOVE OTHERS



Number Cards

NAME: _____




Ten Commandments Lesson (Instructions)

These Lesson Tablets may be used during Lesson Time, Handbook Time or Play Time. *(See following two pages.)*

1. Make two copies of each tablet. Enlarge copies for visibility depending on the size of your group. Best if printed on card stock.
2. Cut out the tablets and glue a Love Others tablet to the back of each Love God tablet. The two tablets should look identical.
3. To make the tablets look more like stone, mount them on cardboard or Styrofoam™ tablet shapes that have been spray-painted gray.

Ten Commandments Lesson Tablets (1 of 2)



LOVE OTHERS

5

6

7

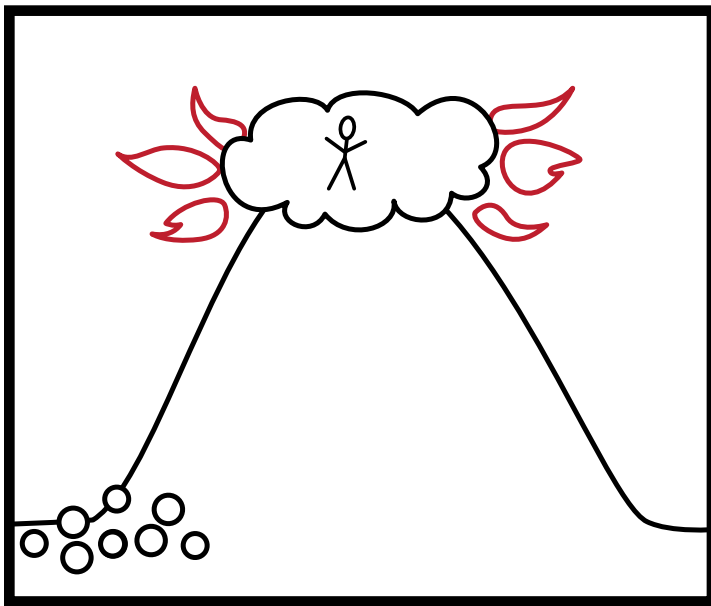
9

10

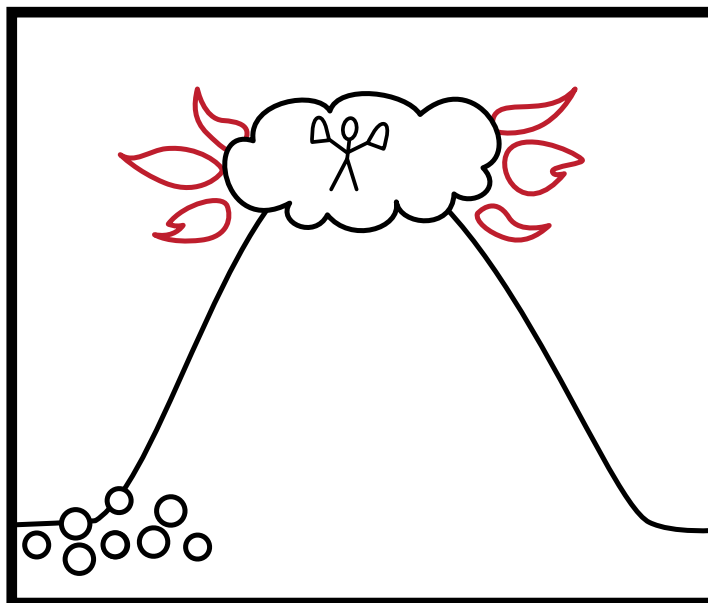
8




Moses on the Mountain



①




②



③

Number Cards

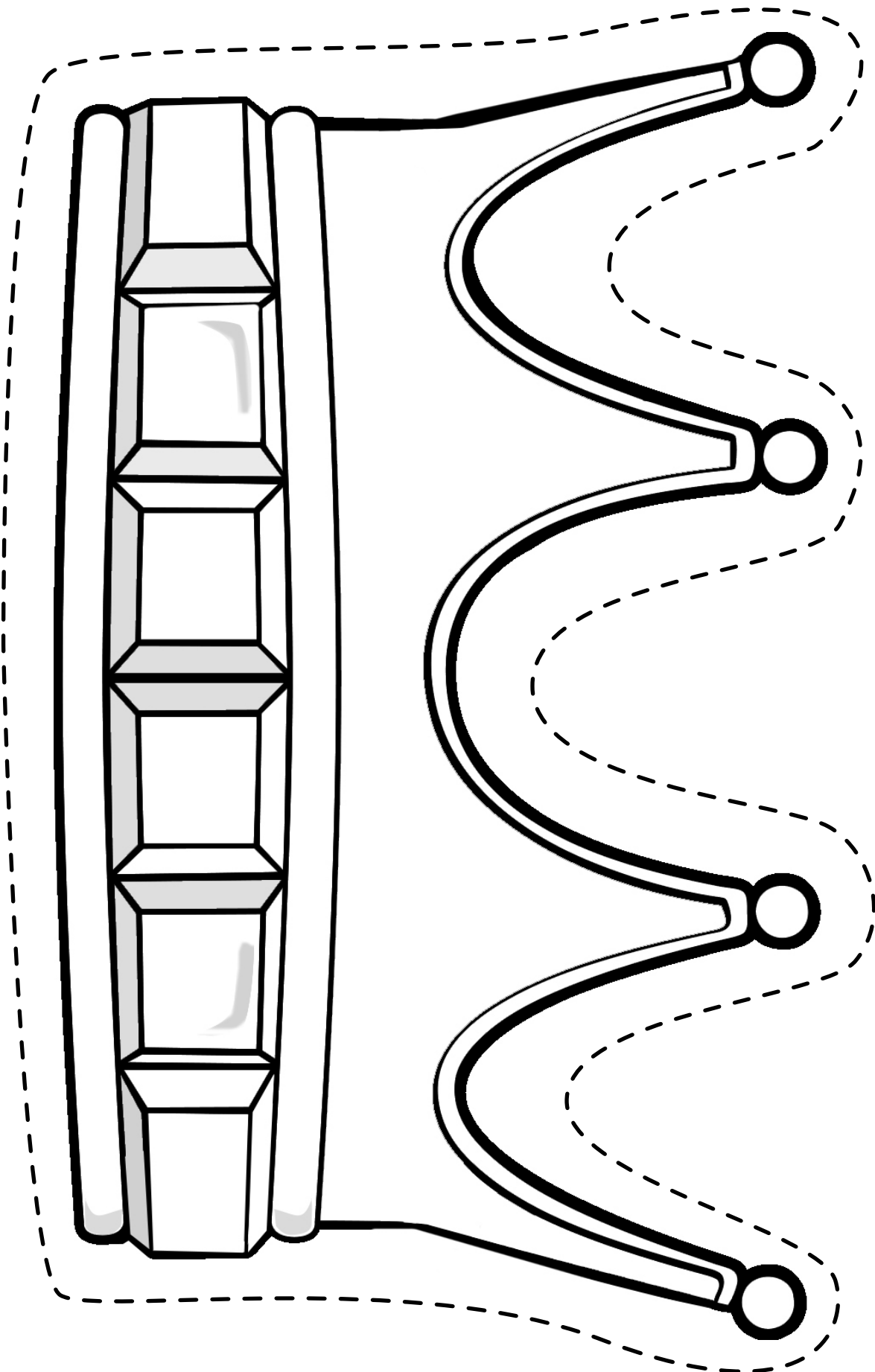
NAME: _____



Large Crown Pattern

(Print on card stock)

NAME: _____




Ten Commandments Lesson (Instructions)

These Lesson Tablets may be used during Lesson Time, Handbook Time or Play Time. *(See following two pages.)*

1. Make two copies of each tablet. Enlarge copies for visibility depending on the size of your group. Best if printed on card stock.
2. Cut out the tablets and glue a Love Others tablet to the back of each Love God tablet. The two tablets should look identical.
3. To make the tablets look more like stone, mount them on cardboard or Styrofoam™ tablet shapes that have been spray-painted gray.

Ten Commandments Lesson Tablets (1 of 2)



LOVE OTHERS

5

6

7

9

10

8



Pray.

**Carry a bag of
groceries for Mom.**

**Sing a worship
song to God.**

**Sweep the
floor for Dad.**

**Read the Bible
with someone.**

**Share food with
a hungry person.**

**Sit in church and
listen to the pastor
teach God's Word.**

**Share a toy
with a friend.**

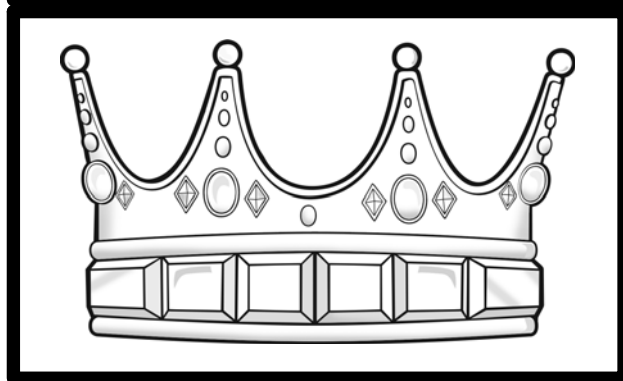
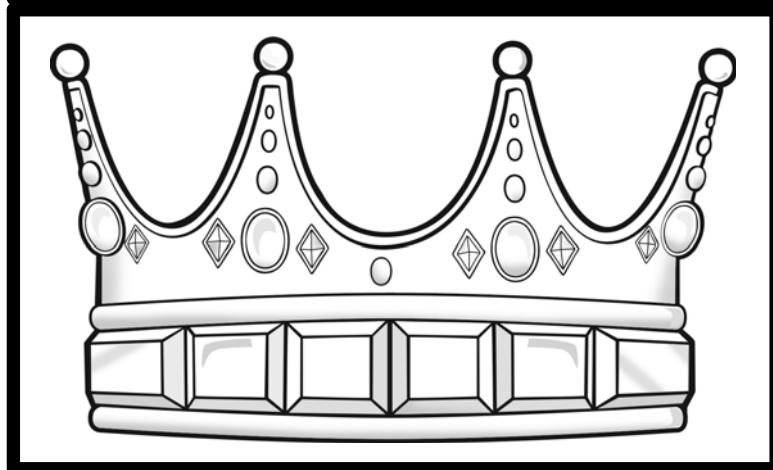
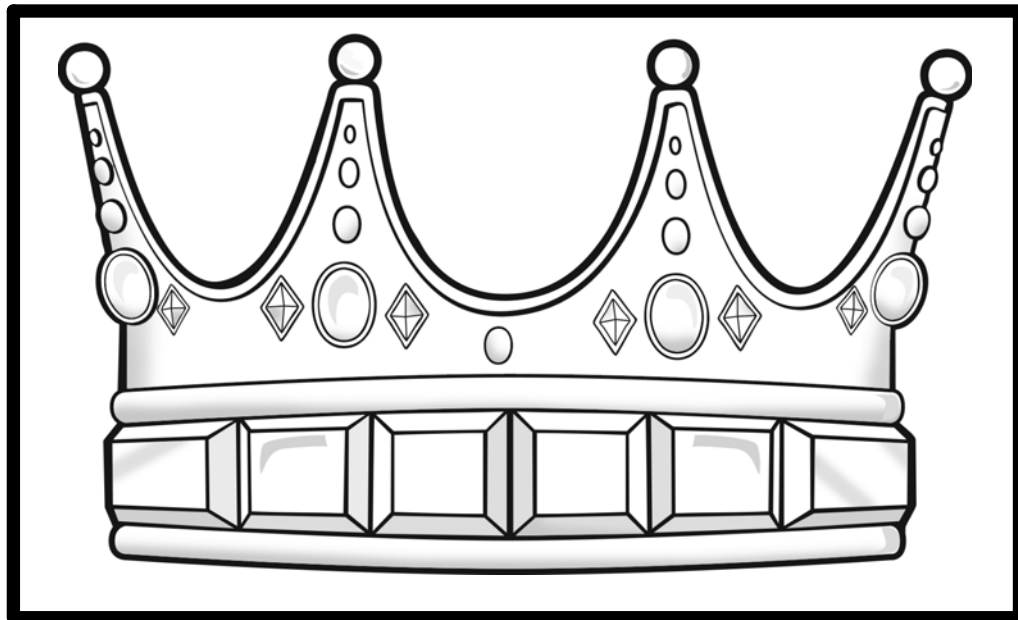
**Say something
kind to someone.**

Help make a meal.

**Clean up your toys
after playing.**

**Walk when your
leader says,
"Walk, don't run!"**

Small Crown Patterns




Instructions: Choose whatever size you'd like.



Sling Pattern

(Cut from brown felt or leather.)



Instructions: To make a sling, cut out oval shape from either brown felt or leather. Punch holes and tie a 12" (30.5 cm) piece of yarn or string through each hole. To shoot with the sling, put a paper wad in the oval, hold the two ends of the strings, and then whirl it overhead quickly enough to keep the wad in the sling. Release one of the strings to make the paper wad fly towards the target.


Red Target Pattern






Find the Crown

Game Cards (1 of 4)




Find the Crown

Game Cards (2 of 4)



Find the Crown

Game Cards (3 of 4)



Find the Crown

Game Cards (3 of 4)

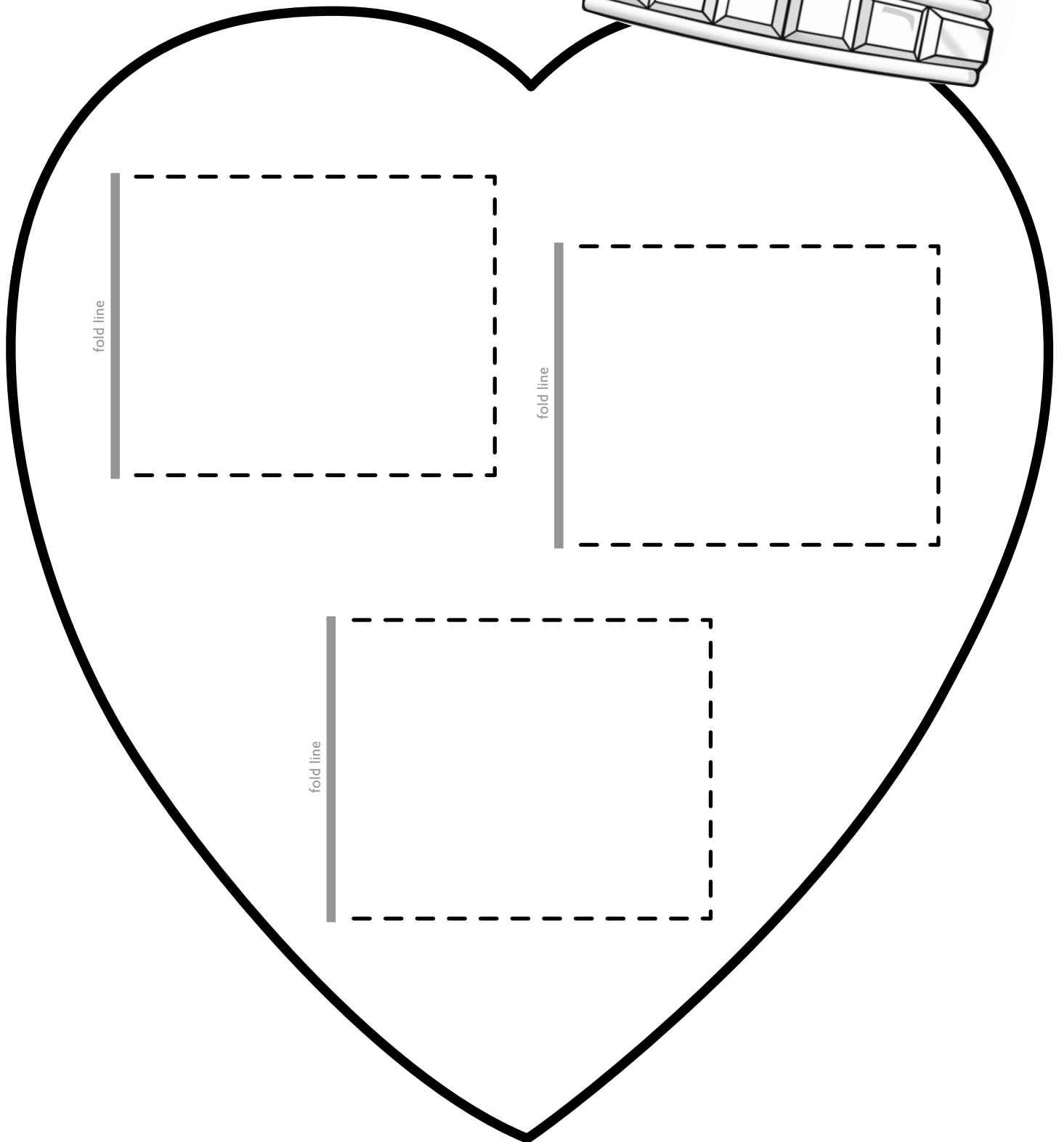



Bible Lesson Stones



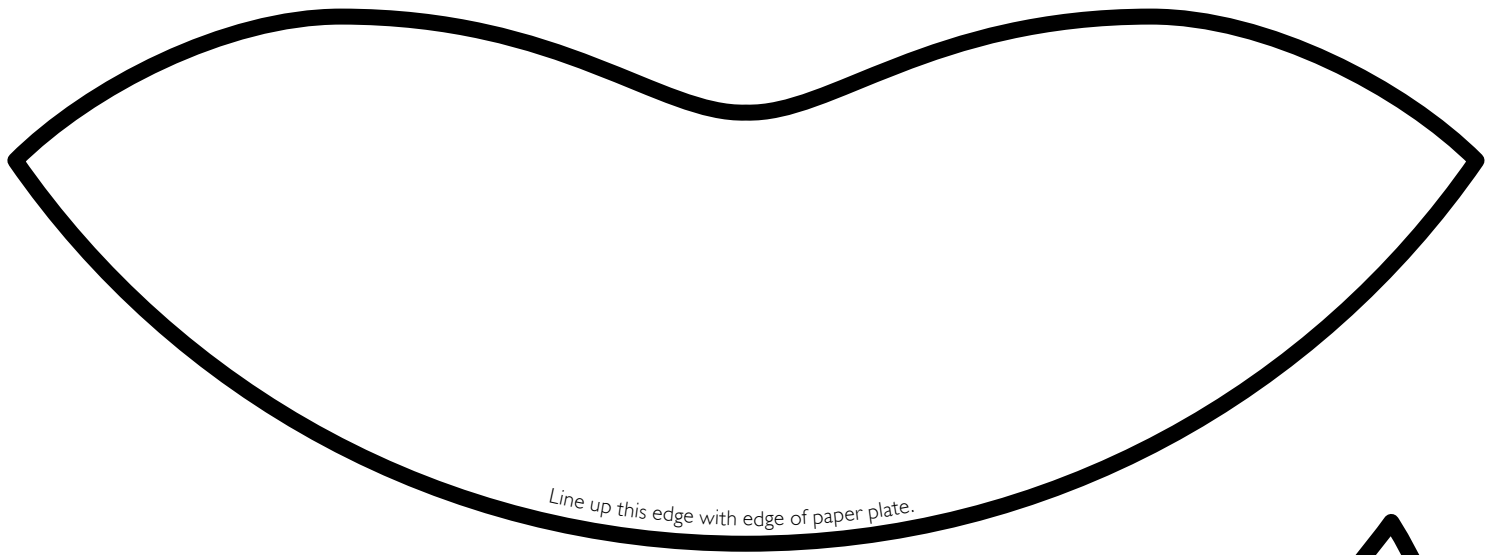
Window Heart Template

NAME: _____

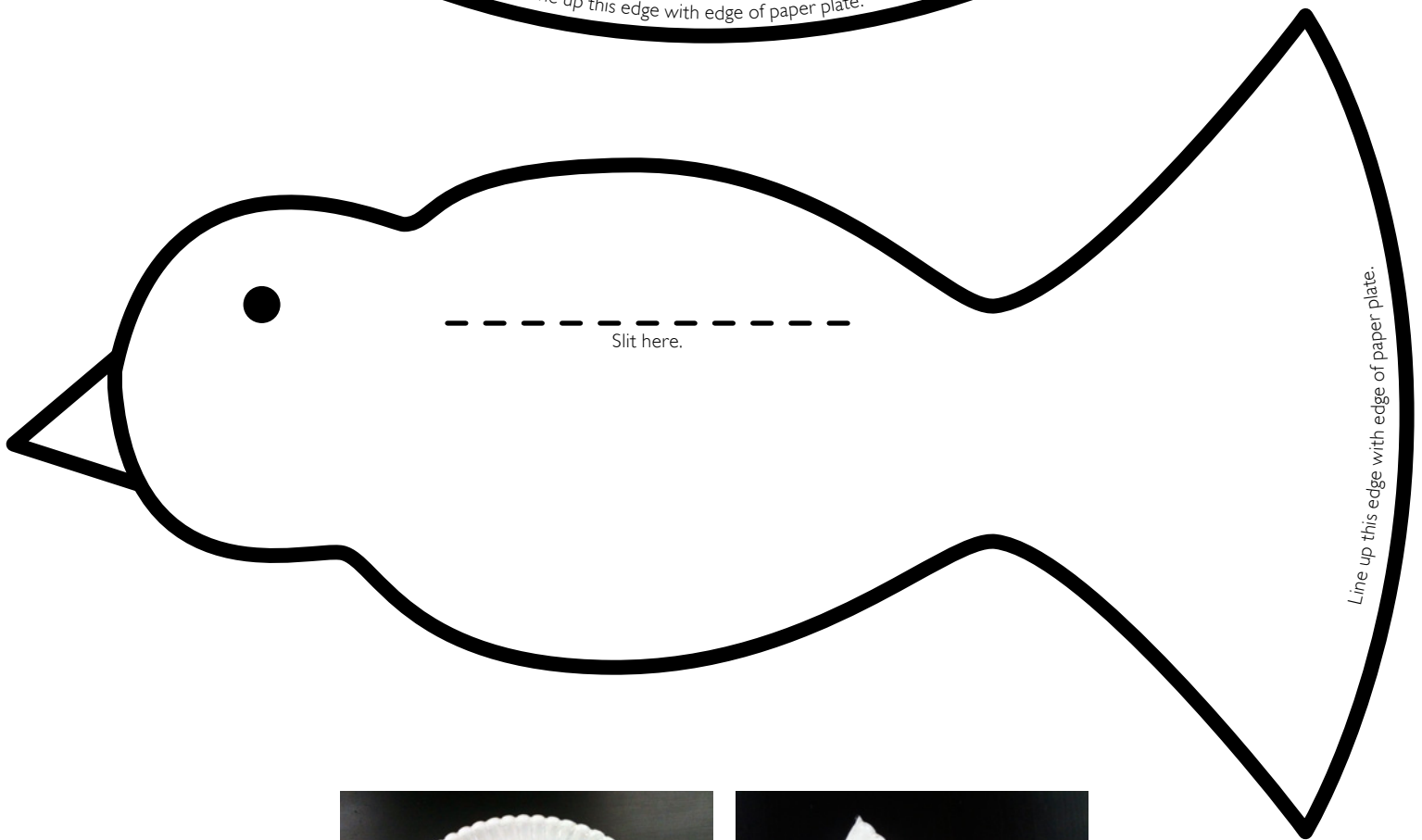


Paper Plate Dove

NAME: _____



Line up this edge with edge of paper plate.



Slit here.

Line up this edge with edge of paper plate.



Either print on paper, cut and attach to craft, or print on Avery labels 48260, template 5160 and use as stickers. (Cut stickers to create individual images.)


Dove Stickers



Fish Pattern

(1 of 7)


NAME: _____



Fish Pattern

(2 of 7)


NAME: _____



Fish Pattern

(3 of 7)



NAME: _____



Fish Patterns

(4 of 7)


NAME: _____



Fish Patterns


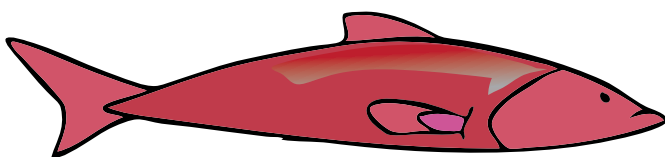










(5 of 7)

NAME: _____



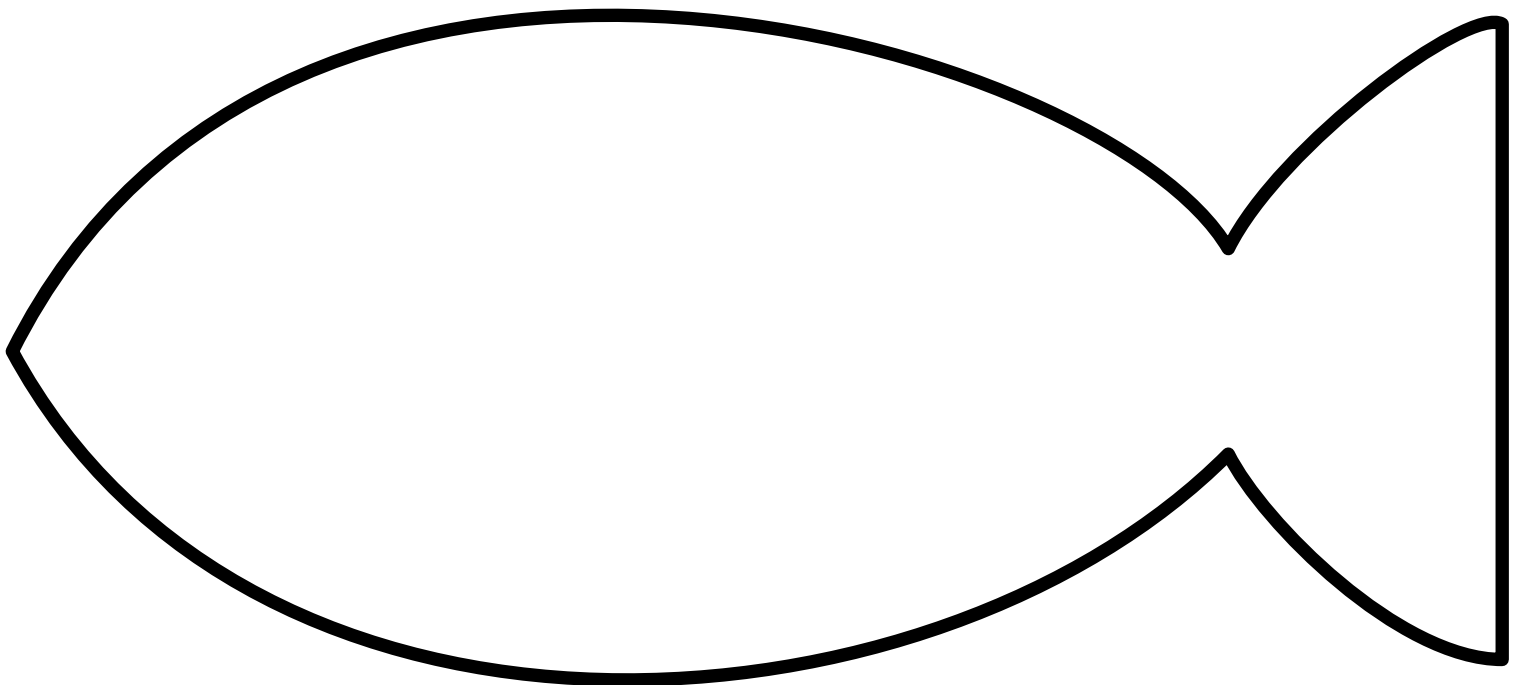
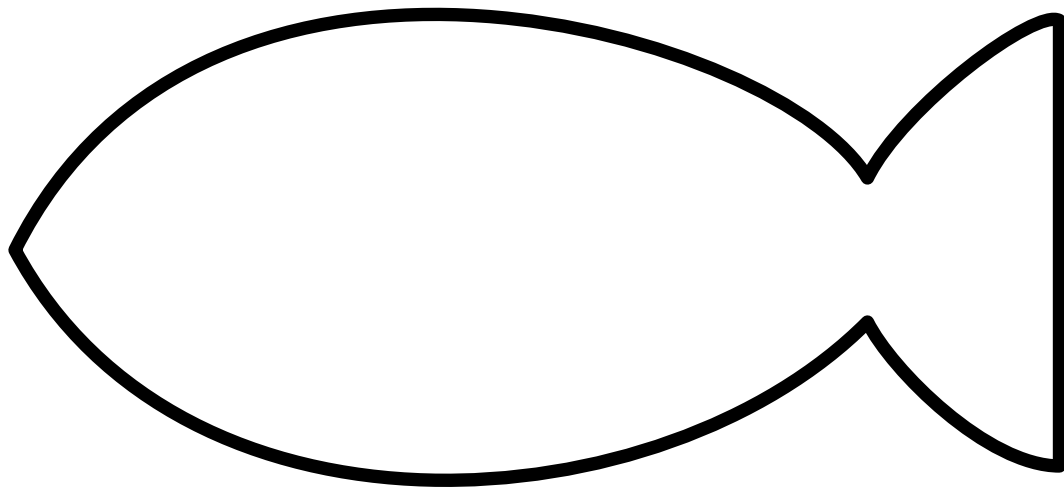
Fish Patterns

(6 of 7)



Fish Patterns

(7 of 7)



Disciple Feet

Choose one or more of these sandal designs to make with your Cubbies.



Disciple Feet Verse Cards

**And Jesus said unto them,
“Come ye after Me, and I will
make you to become fishers
of men.” Mark 1:17**

**And Jesus said unto them,
“Come ye after Me, and I will
make you to become fishers
of men.” Mark 1:17**

**And Jesus said unto them,
“Come ye after Me, and I will
make you to become fishers
of men.” Mark 1:17**

**And Jesus said unto them,
“Come ye after Me, and I will
make you to become fishers
of men.” Mark 1:17**

**And Jesus said unto them,
“Come ye after Me, and I will
make you to become fishers
of men.” Mark 1:17**

**And Jesus said unto them,
“Come ye after Me, and I will
make you to become fishers
of men.” Mark 1:17**

**And Jesus said unto them,
“Come ye after Me, and I will
make you to become fishers
of men.” Mark 1:17**

**And Jesus said unto them,
“Come ye after Me, and I will
make you to become fishers
of men.” Mark 1:17**

**And Jesus said unto them,
“Come ye after Me, and I will
make you to become fishers
of men.” Mark 1:17**

**And Jesus said unto them,
“Come ye after Me, and I will
make you to become fishers
of men.” Mark 1:17**

**And Jesus said unto them,
“Come ye after Me, and I will
make you to become fishers
of men.” Mark 1:17**

**And Jesus said unto them,
“Come ye after Me, and I will
make you to become fishers
of men.” Mark 1:17**

**And Jesus said unto them,
“Come ye after Me, and I will
make you to become fishers
of men.” Mark 1:17**

**And Jesus said unto them,
“Come ye after Me, and I will
make you to become fishers
of men.” Mark 1:17**

**And Jesus said unto them,
“Come ye after Me, and I will
make you to become fishers
of men.” Mark 1:17**

**And Jesus said unto them,
“Come ye after Me, and I will
make you to become fishers
of men.” Mark 1:17**

**And Jesus said unto them,
“Come ye after Me, and I will
make you to become fishers
of men.” Mark 1:17**

**And Jesus said unto them,
“Come ye after Me, and I will
make you to become fishers
of men.” Mark 1:17**

**And Jesus said unto them,
“Come ye after Me, and I will
make you to become fishers
of men.” Mark 1:17**

**And Jesus said unto them,
“Come ye after Me, and I will
make you to become fishers
of men.” Mark 1:17**

**And Jesus said unto them,
“Come ye after Me, and I will
make you to become fishers
of men.” Mark 1:17**

**And Jesus said unto them,
“Come ye after Me, and I will
make you to become fishers
of men.” Mark 1:17**

**And Jesus said unto them,
“Come ye after Me, and I will
make you to become fishers
of men.” Mark 1:17**

**And Jesus said unto them,
“Come ye after Me, and I will
make you to become fishers
of men.” Mark 1:17**

**And Jesus said unto them,
“Come ye after Me, and I will
make you to become fishers
of men.” Mark 1:17**

**And Jesus said unto them,
“Come ye after Me, and I will
make you to become fishers
of men.” Mark 1:17**

**And Jesus said unto them,
“Come ye after Me, and I will
make you to become fishers
of men.” Mark 1:17**

**And Jesus said unto them,
“Come ye after Me, and I will
make you to become fishers
of men.” Mark 1:17**

**And Jesus said unto them,
“Come ye after Me, and I will
make you to become fishers
of men.” Mark 1:17**

**And Jesus said unto them,
“Come ye after Me, and I will
make you to become fishers
of men.” Mark 1:17**

Disciple Feet Verse Cards
Use with BH 17 Activity Sheet

***And Jesus said unto them,
“Come ye after Me, and I
will make you to become
fishers of men.” Mark 1:17***

***And Jesus said unto them,
“Come ye after Me, and I
will make you to become
fishers of men.” Mark 1:17***

***And Jesus said unto them,
“Come ye after Me, and I
will make you to become
fishers of men.” Mark 1:17***

***And Jesus said unto them,
“Come ye after Me, and I
will make you to become
fishers of men.” Mark 1:17***

***And Jesus said unto them,
“Come ye after Me, and I
will make you to become
fishers of men.” Mark 1:17***

***And Jesus said unto them,
“Come ye after Me, and I
will make you to become
fishers of men.” Mark 1:17***

***And Jesus said unto them,
“Come ye after Me, and I
will make you to become
fishers of men.” Mark 1:17***

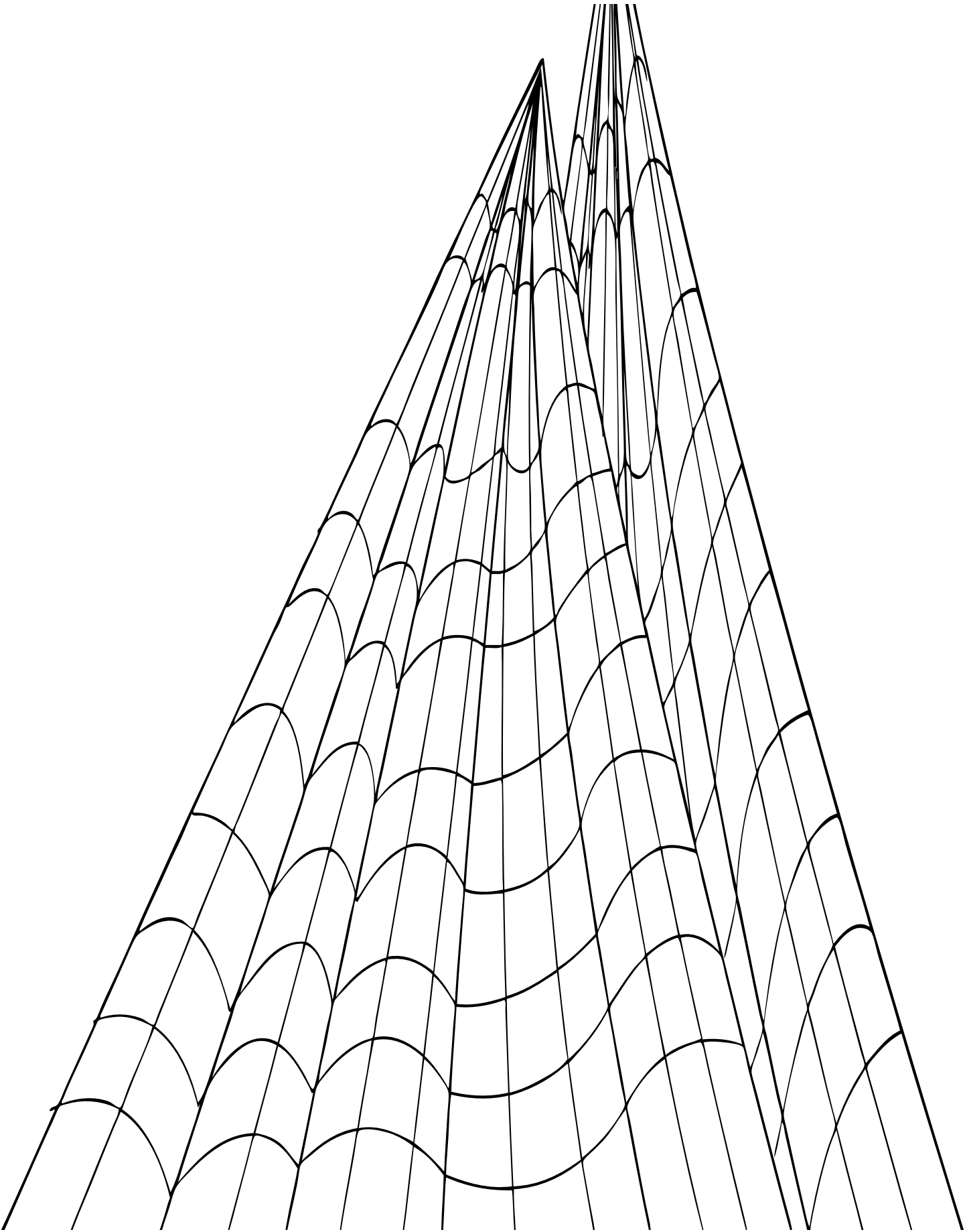
***And Jesus said unto them,
“Come ye after Me, and I
will make you to become
fishers of men.” Mark 1:17***

***And Jesus said unto them,
“Come ye after Me, and I
will make you to become
fishers of men.” Mark 1:17***

***And Jesus said unto them,
“Come ye after Me, and I
will make you to become
fishers of men.” Mark 1:17***

Net Pattern

NAME: _____



Follow the Leader Feet



Verse Windsock

**... “What manner of man
is this, that even the wind
and the sea obey Him?”
Mark 4:41**

**... “What manner of man
is this, that even the wind
and the sea obey Him?”
Mark 4:41**

**... “What manner of man
is this, that even the wind
and the sea obey Him?”
Mark 4:41**

**... “What manner of man
is this, that even the wind
and the sea obey Him?”
Mark 4:41**

**... “What manner of man
is this, that even the wind
and the sea obey Him?”
Mark 4:41**

**... “What manner of man
is this, that even the wind
and the sea obey Him?”
Mark 4:41**

**... “What manner of man
is this, that even the wind
and the sea obey Him?”
Mark 4:41**

**... “What manner of man
is this, that even the wind
and the sea obey Him?”
Mark 4:41**

**... “What manner of man
is this, that even the wind
and the sea obey Him?”
Mark 4:41**

**... “What manner of man
is this, that even the wind
and the sea obey Him?”
Mark 4:41**

**... “What manner of man
is this, that even the wind
and the sea obey Him?”
Mark 4:41**

**... “What manner of man
is this, that even the wind
and the sea obey Him?”
Mark 4:41**

**... “What manner of man
is this, that even the wind
and the sea obey Him?”
Mark 4:41**

**... “What manner of man
is this, that even the wind
and the sea obey Him?”
Mark 4:41**

**... “What manner of man
is this, that even the wind
and the sea obey Him?”
Mark 4:41**

**... “What manner of man
is this, that even the wind
and the sea obey Him?”
Mark 4:41**

**... “What manner of man
is this, that even the wind
and the sea obey Him?”
Mark 4:41**

**... “What manner of man
is this, that even the wind
and the sea obey Him?”
Mark 4:41**

**... “What manner of man
is this, that even the wind
and the sea obey Him?”
Mark 4:41**

**... “What manner of man
is this, that even the wind
and the sea obey Him?”
Mark 4:41**

**... “What manner of man
is this, that even the wind
and the sea obey Him?”
Mark 4:41**

**... “What manner of man
is this, that even the wind
and the sea obey Him?”
Mark 4:41**

**... “What manner of man
is this, that even the wind
and the sea obey Him?”
Mark 4:41**

**... “What manner of man
is this, that even the wind
and the sea obey Him?”
Mark 4:41**

**... “What manner of man
is this, that even the wind
and the sea obey Him?”
Mark 4:41**

**... “What manner of man
is this, that even the wind
and the sea obey Him?”
Mark 4:41**

**... “What manner of man
is this, that even the wind
and the sea obey Him?”
Mark 4:41**

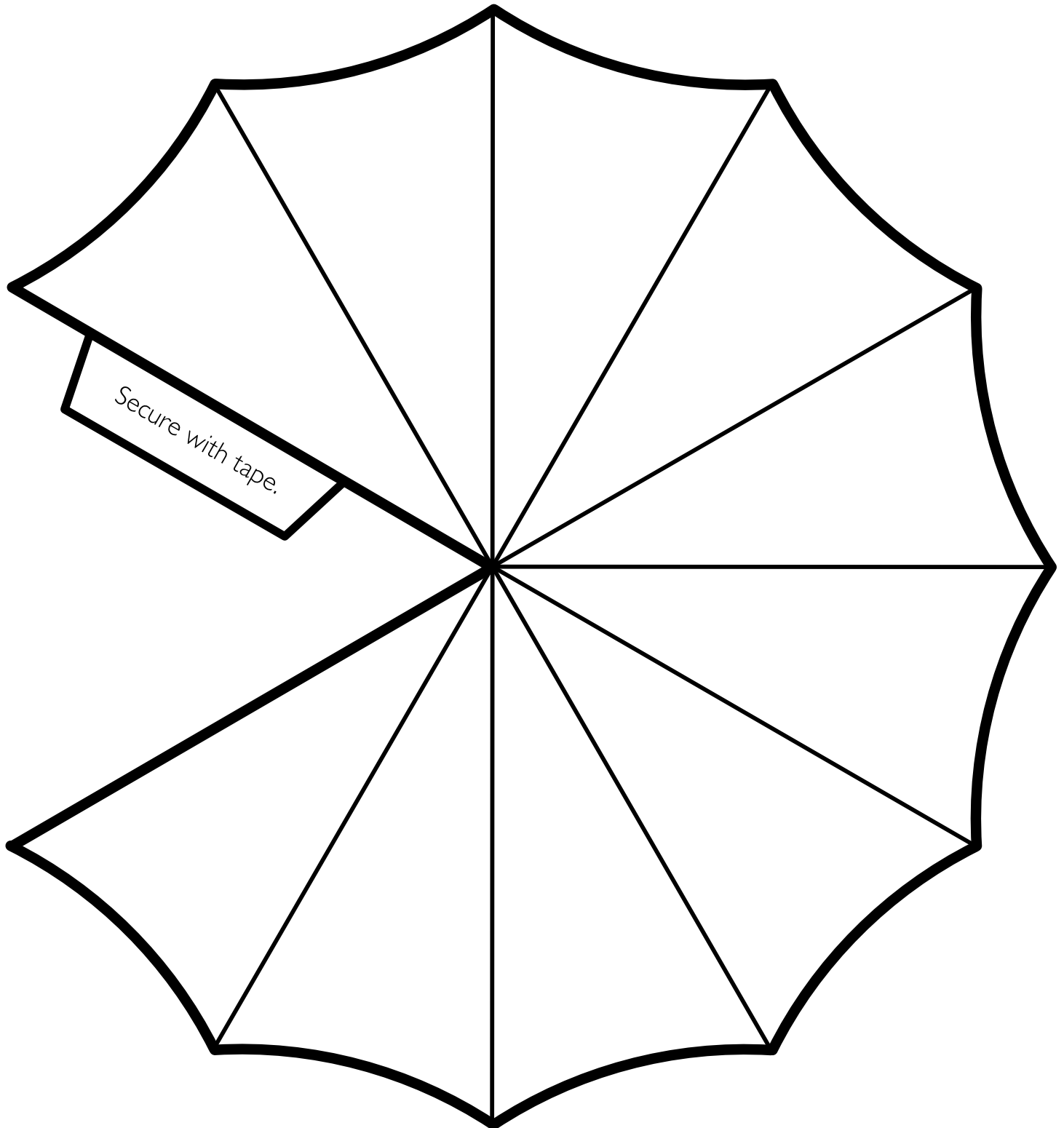
**... “What manner of man
is this, that even the wind
and the sea obey Him?”
Mark 4:41**

**... “What manner of man
is this, that even the wind
and the sea obey Him?”
Mark 4:41**

**... “What manner of man
is this, that even the wind
and the sea obey Him?”
Mark 4:41**

Umbrella Pattern for Cubbie

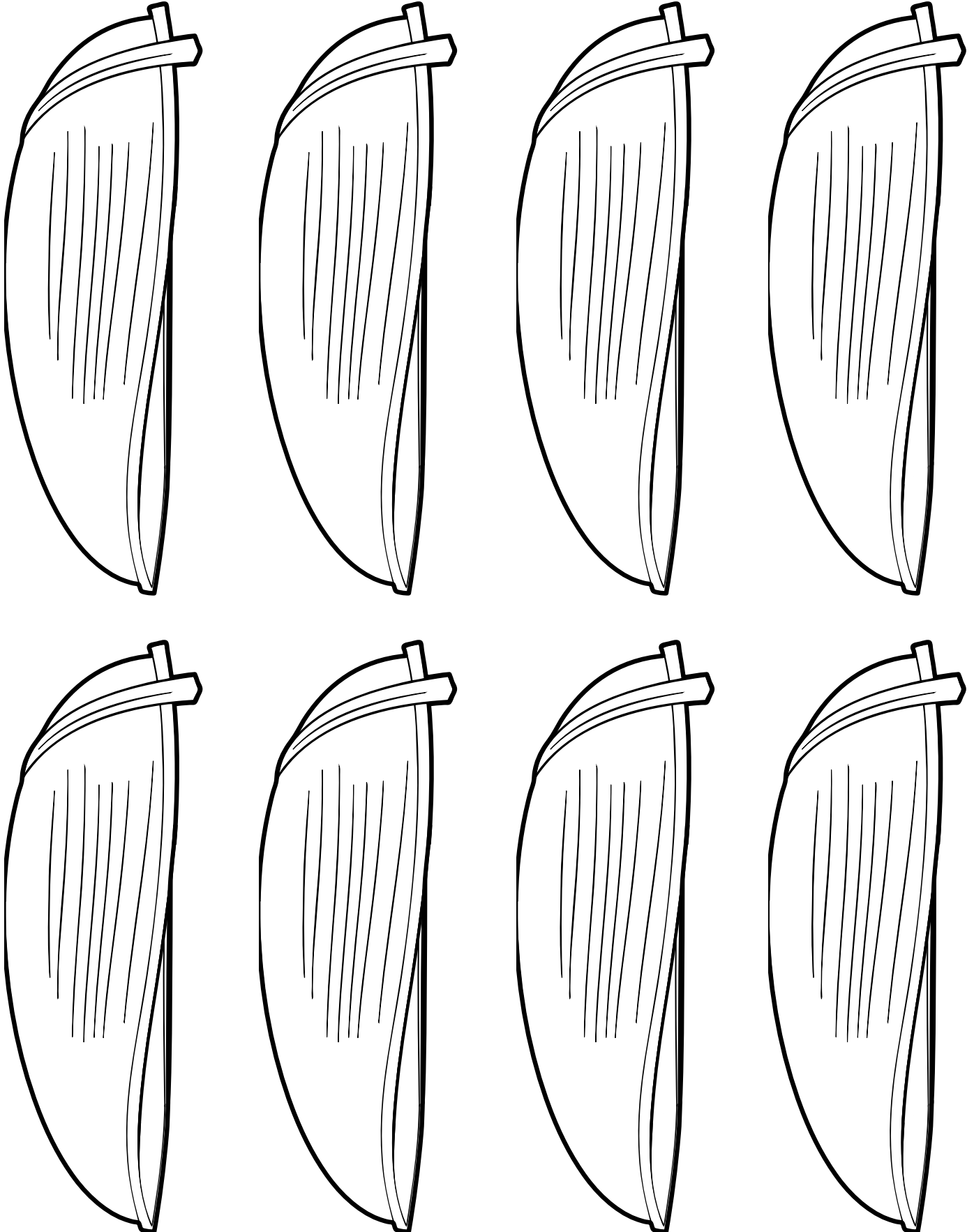
Cut out umbrella pattern on dark lines, including the tab. Wrap edges together with the tab taped inside. A straw may be used for the shaft.



Boat Patterns

(Print on card stock)


Use with BH 25 Activity Sheet



Fish Pattern

(1 of 7)


NAME: _____



Fish Pattern

(2 of 7)


NAME: _____



Fish Pattern

(3 of 7)



NAME: _____



Fish Patterns

(4 of 7)


NAME: _____



Fish Patterns

(5 of 7)


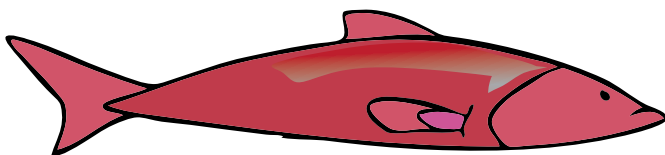










NAME: _____



Fish Patterns

(6 of 7)

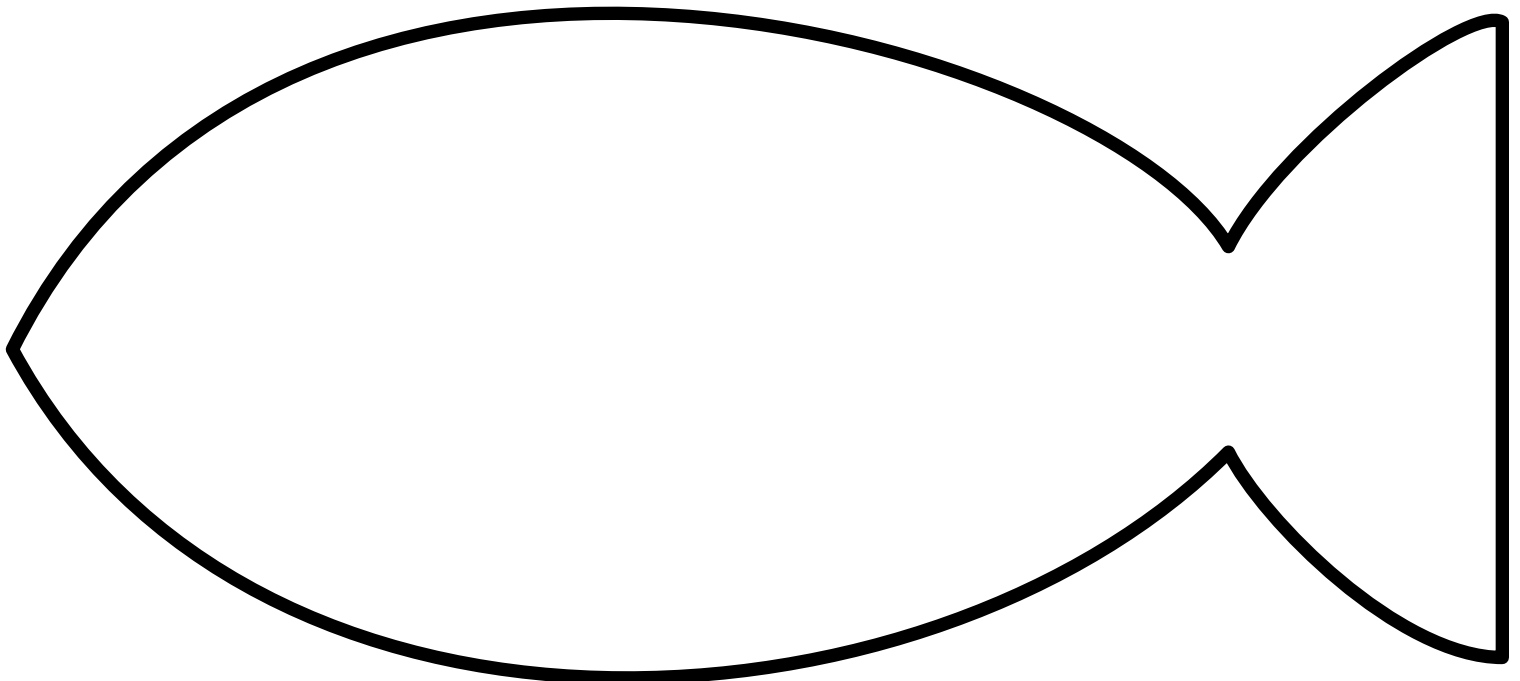
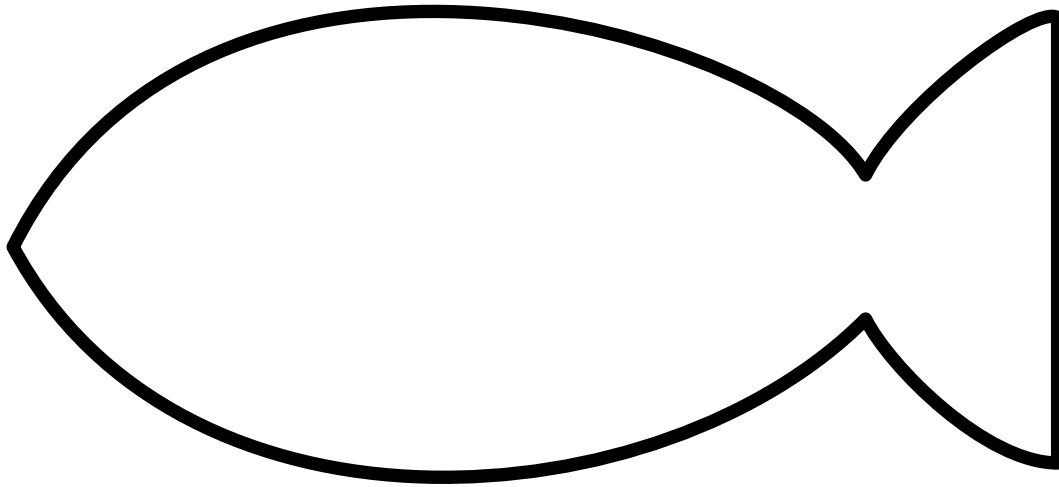
NAME: _____

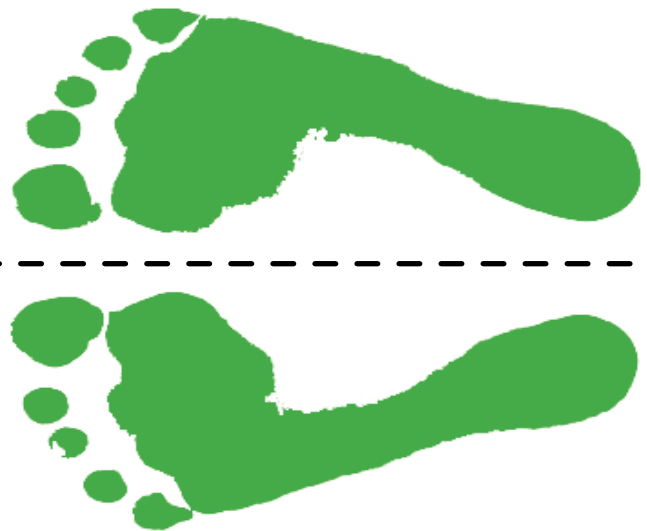
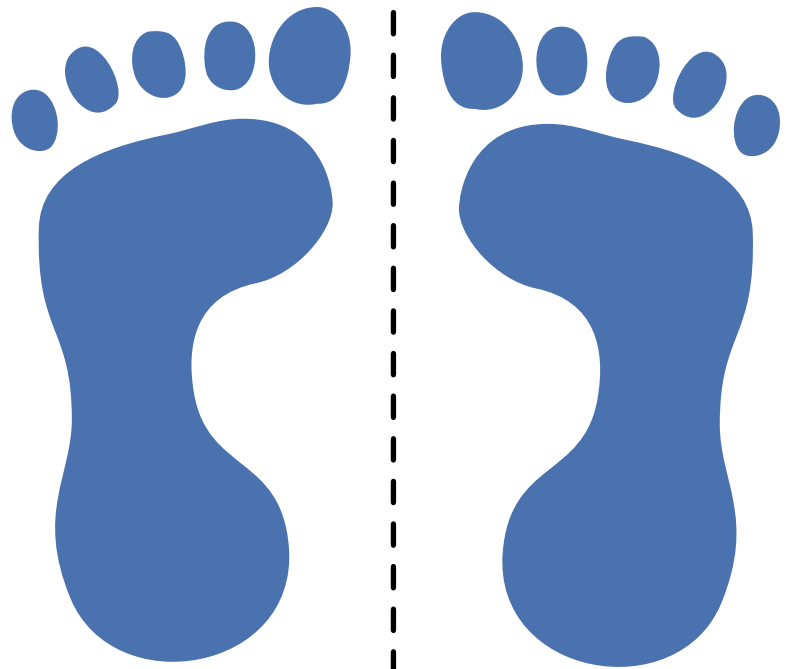



Fish Patterns


(7 of 7)

NAME: _____





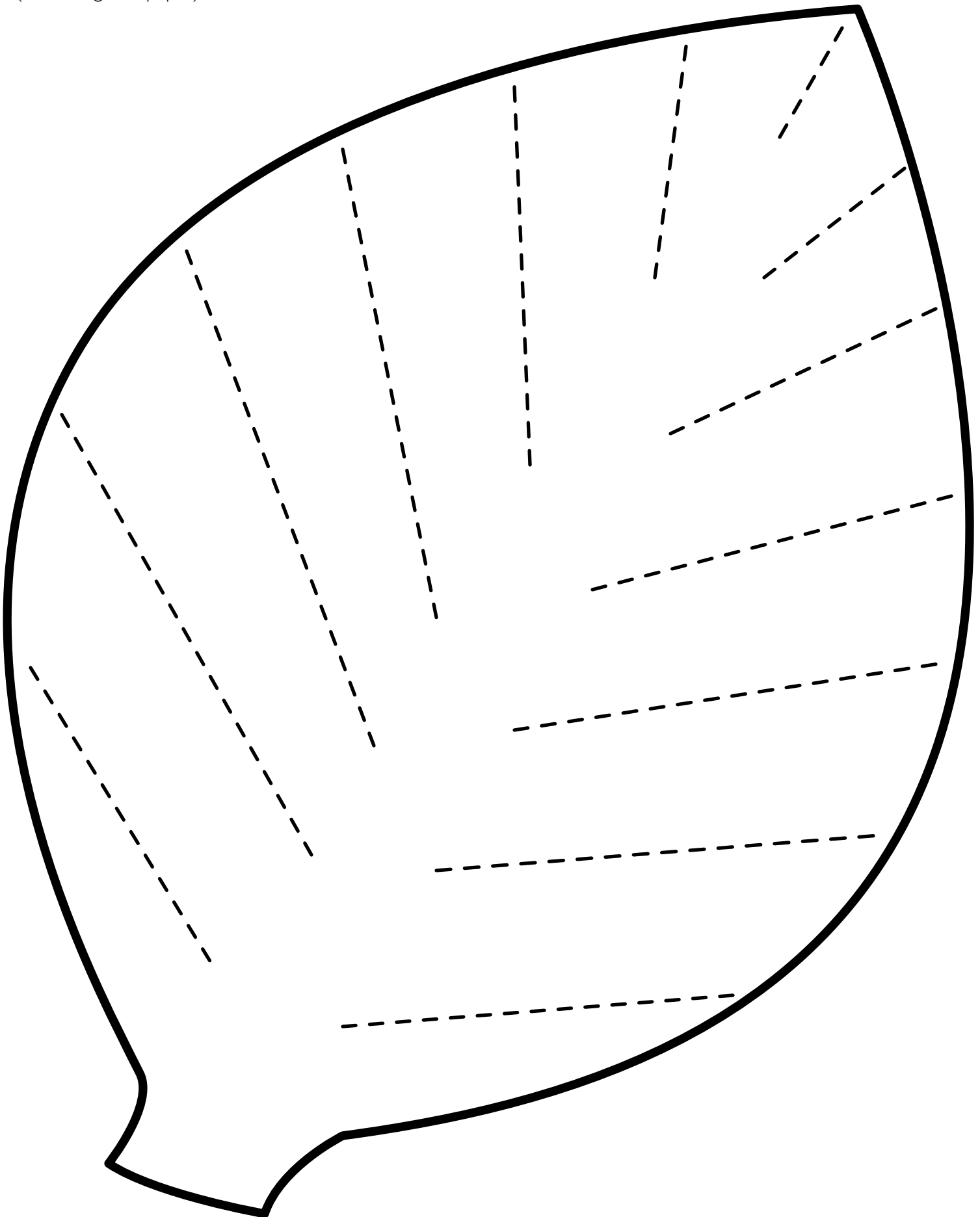




Paper Palm Branches

(Print on green paper)

NAME: _____



Baby Announcement Ornament

(Print on card stock)



Welcome Baby Jesus!

For unto you is born

Christ the Lord. (Luke 2:11)

this day ... a Savior, which is

Welcome Baby Jesus!

For unto you is born

Christ the Lord. (Luke 2:11)

this day ... a Savior, which is

Welcome Baby Jesus!

For unto you is born

Christ the Lord. (Luke 2:11)

this day ... a Savior, which is


Welcome Baby Jesus!

For unto you is born

Christ the Lord. (Luke 2:11)

this day ... a Savior, which is

Apple Tree Pattern for Puppet Show




Christmas Bible Lesson Stand-up Figures

Assembly instructions

1. Print all stand-up figures on white card stock. (Increase size for greater visibility, especially with large groups.)
2. Cut out on black lines.
3. Fold on dotted lines.
4. Tape together, head to head. (Some just require folding.)
5. Fold flaps inward. Tape, staple or paper clip together to form a base. (If figures are paper clipped, they can be easily disassembled and saved.)



Christmas Bible Lesson Stand-up Figures (1 of 12)



Christmas Bible Lesson Stand-up Figures (2 of 12)




Joseph I




Joseph I

Christmas Bible Lesson Stand-up Figures (3a of 12)




Donkey I

Christmas Bible Lesson Stand-up Figures (3b of 12)




Donkey I

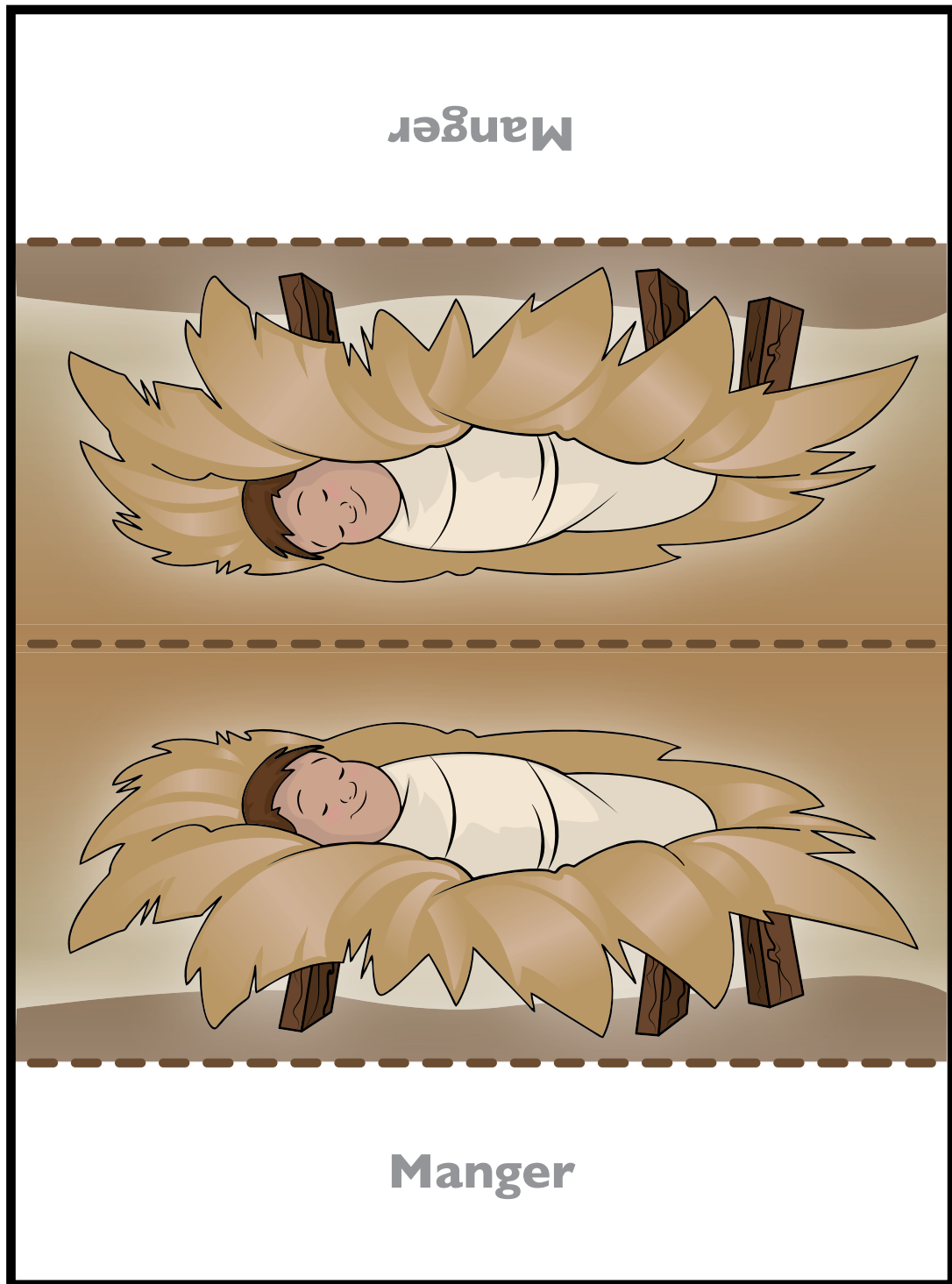
Christmas Bible Lesson Stand-up Figures (4 of 12)



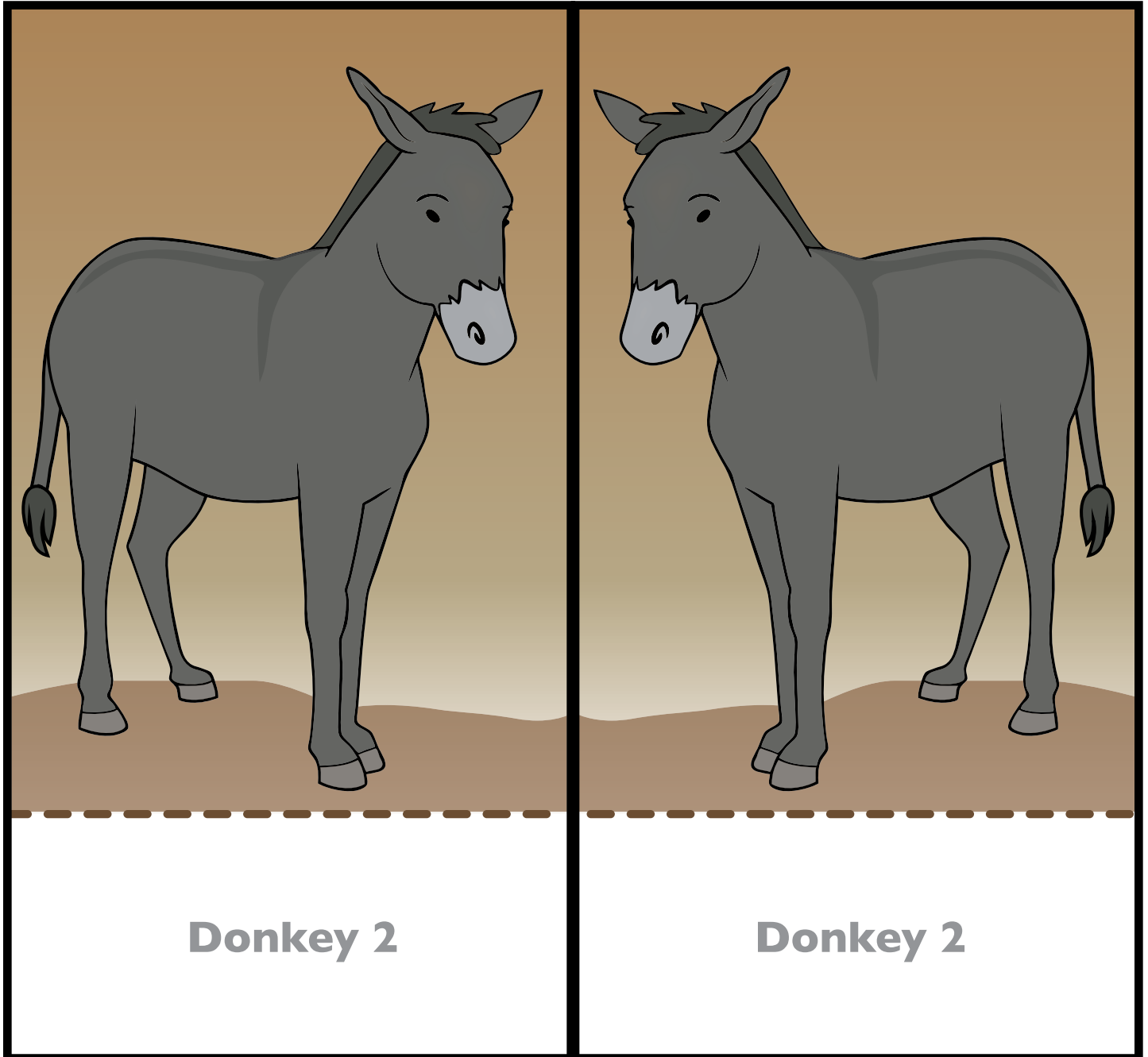
Christmas Bible Lesson Stand-up Figures (5 of 12)




Christmas Bible Lesson Stand-up Figures (6 of 12)



Christmas Bible Lesson Stand-up Figures (7 of 12)




Christmas Bible Lesson Stand-up Figures (8 of 12)



Christmas Bible Lesson Stand-up Figures (9 of 12)

Sheep 2




Sheep 2

Christmas Bible Lesson Stand-up Figures (10a of 12)



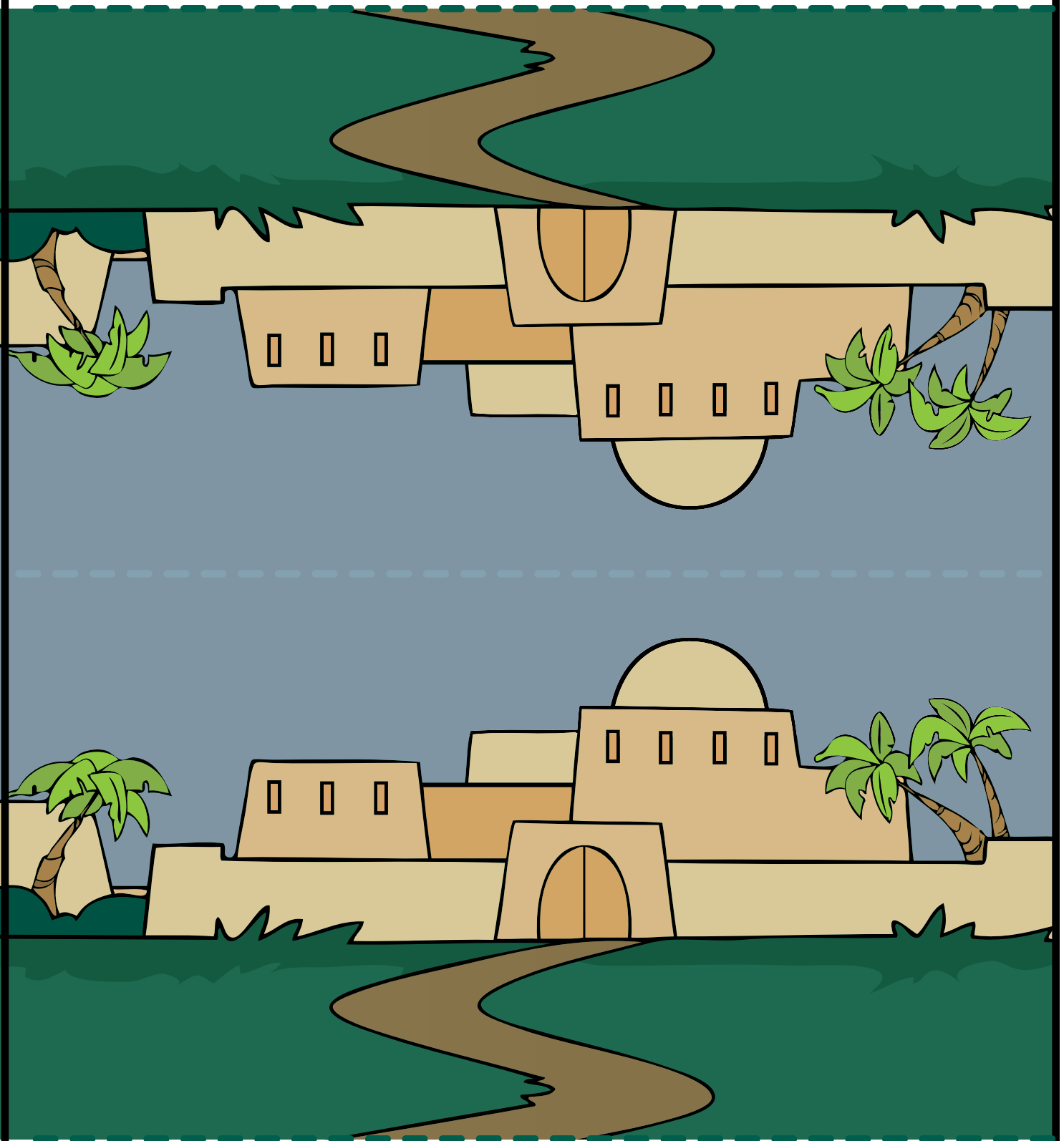
Christmas Bible Lesson Stand-up Figures (10b of 12)



Christmas Bible Lesson Stand-up Figures (11 of 12)



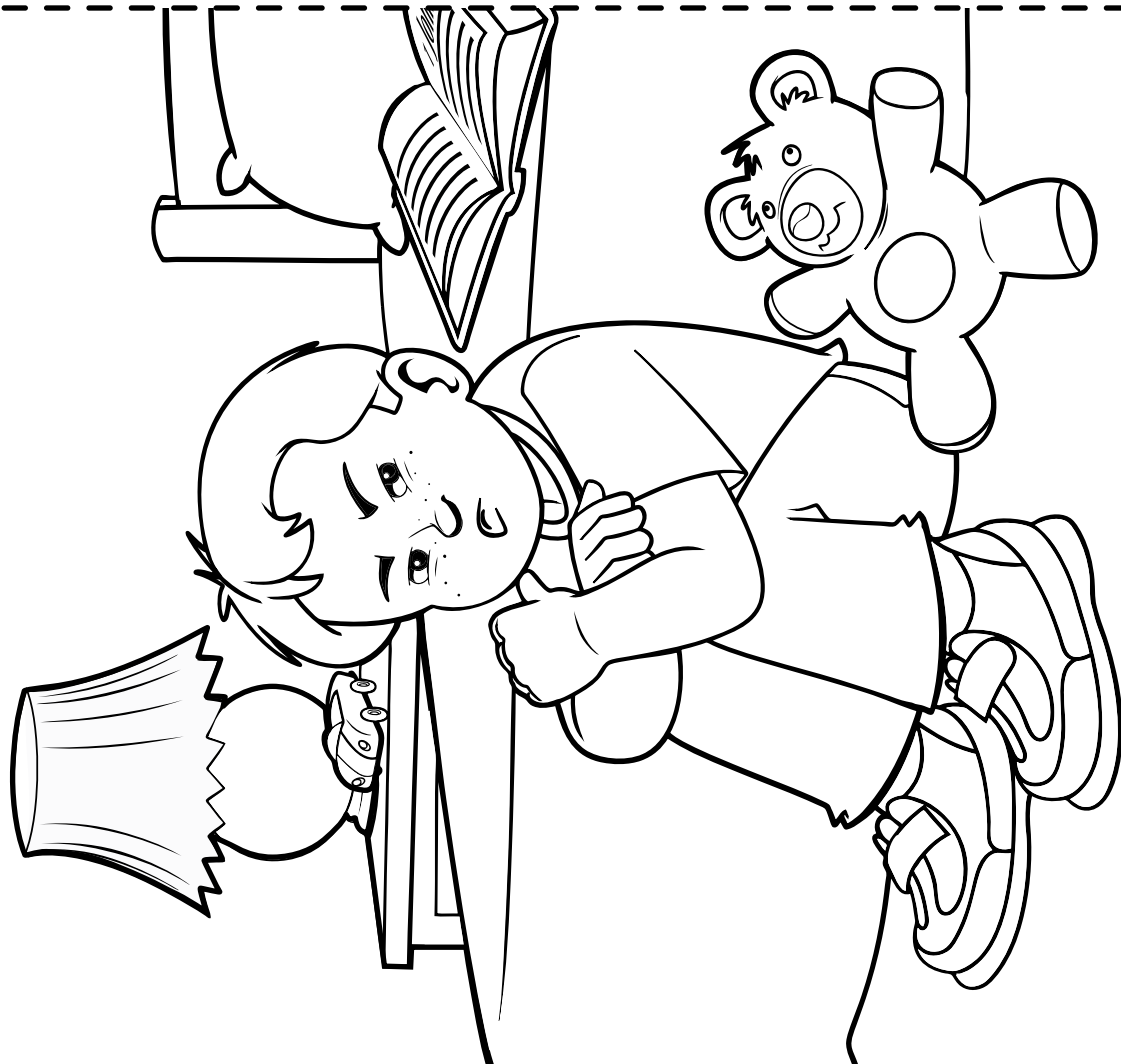
Bethlehem



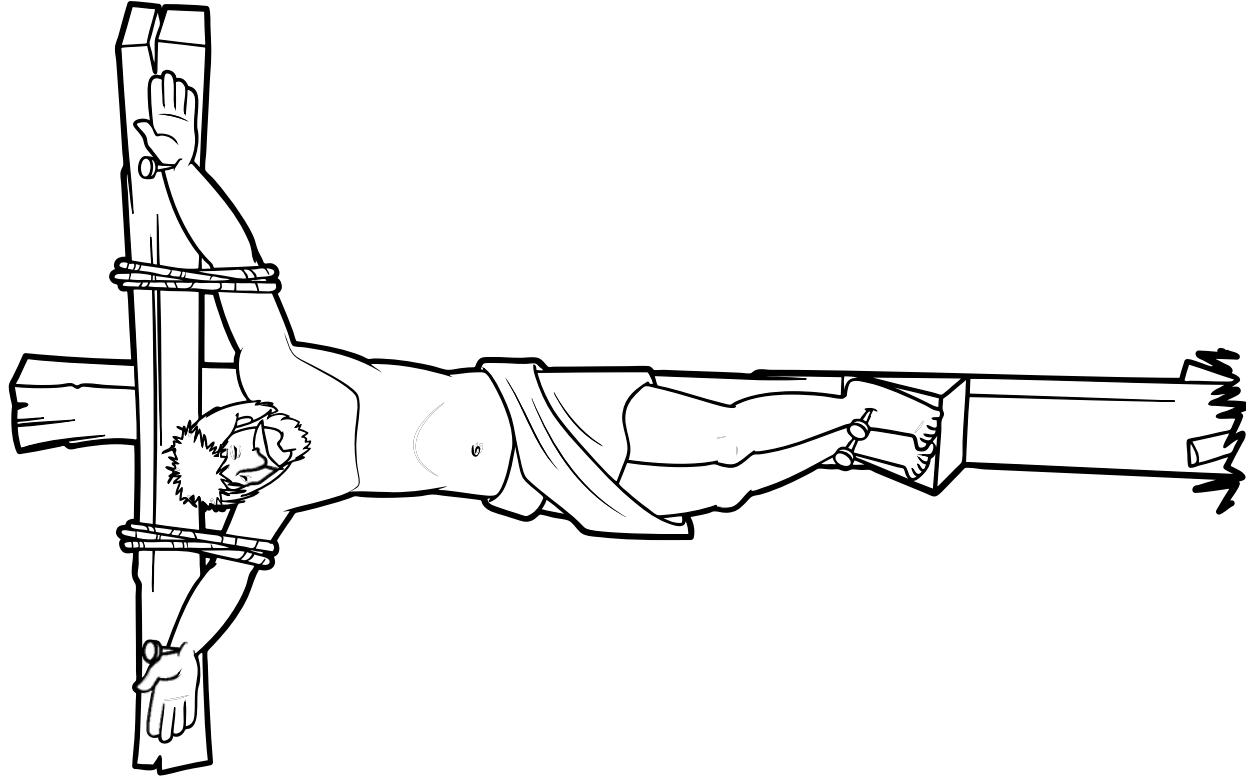
Bethlehem

HE IS RISEN!

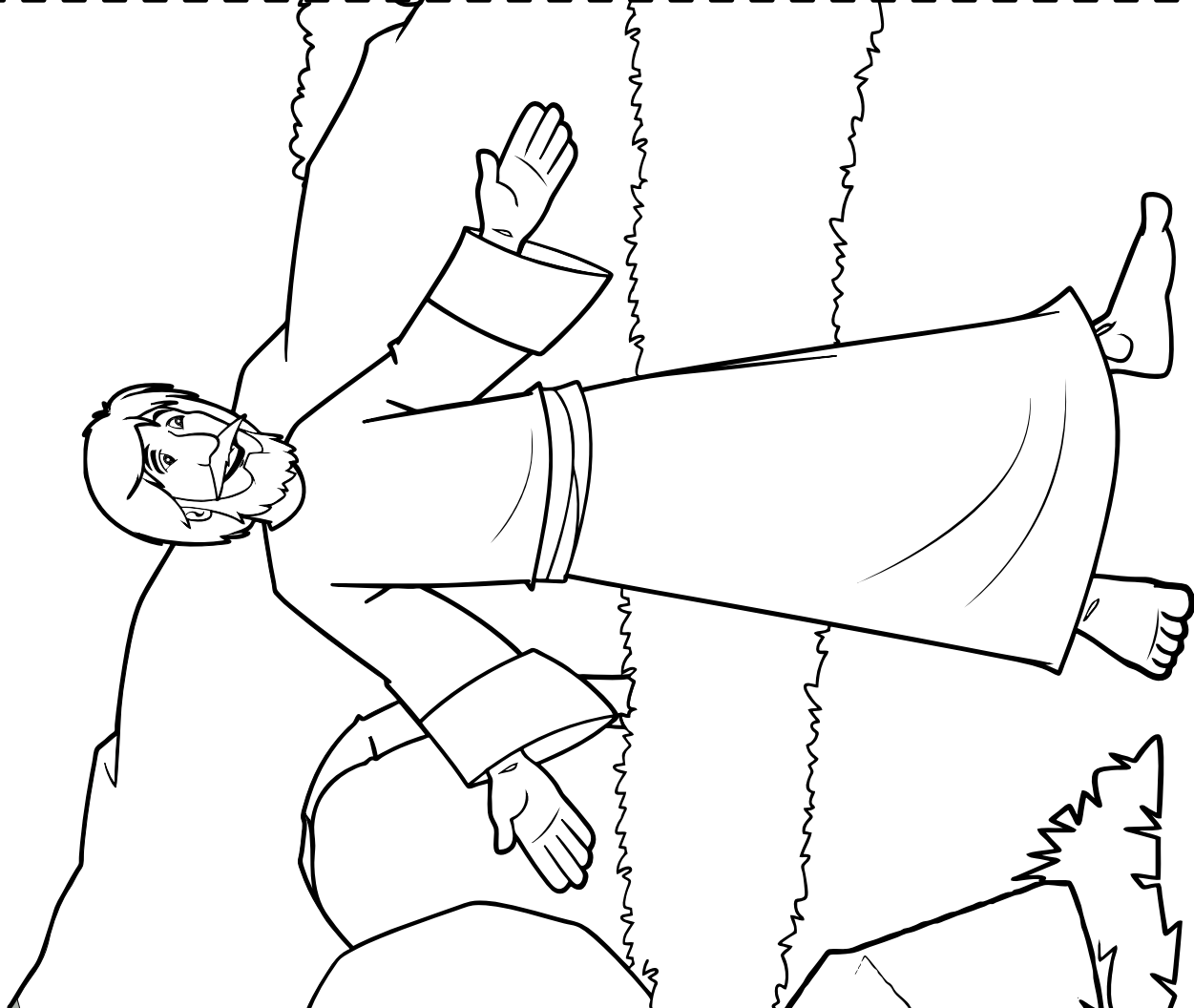





1 All have sinned.



2 Christ died for our sins.



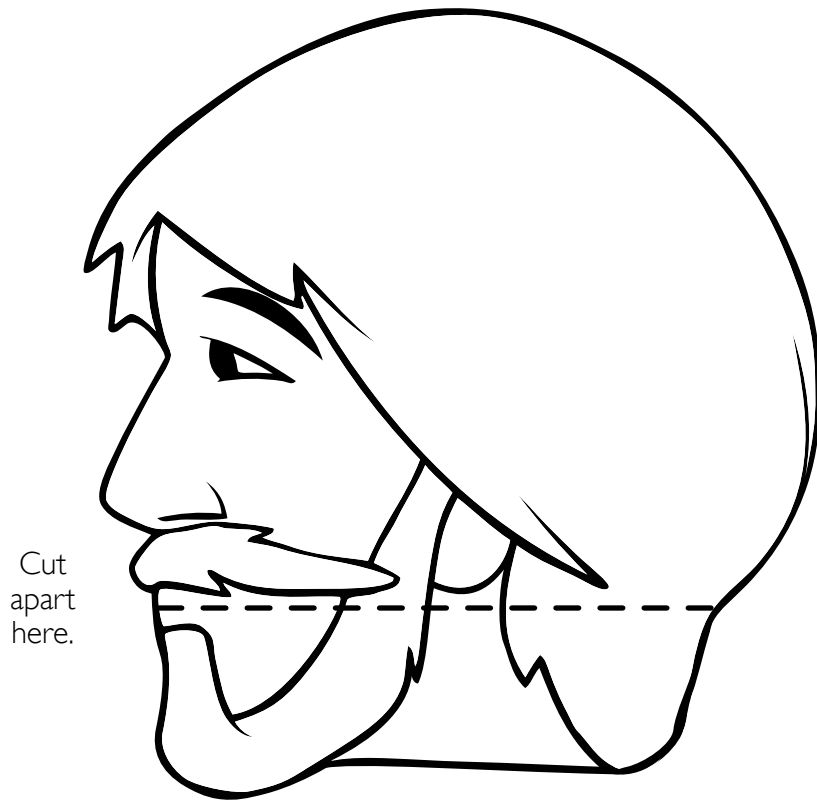
3 On the third day,
Christ came alive again.



4 Everyone who trusts in
Christ will be saved from sin.

Talking Disciple Puppet Pattern

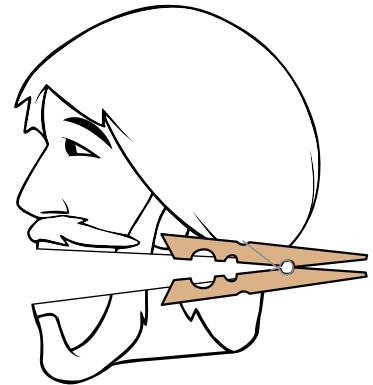
(Print on card stock)



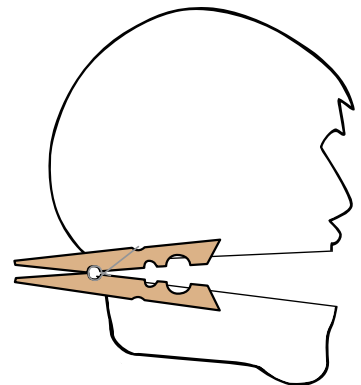
Cut
apart
here.

NOTE: glue clothespin on
back of pattern

view from front

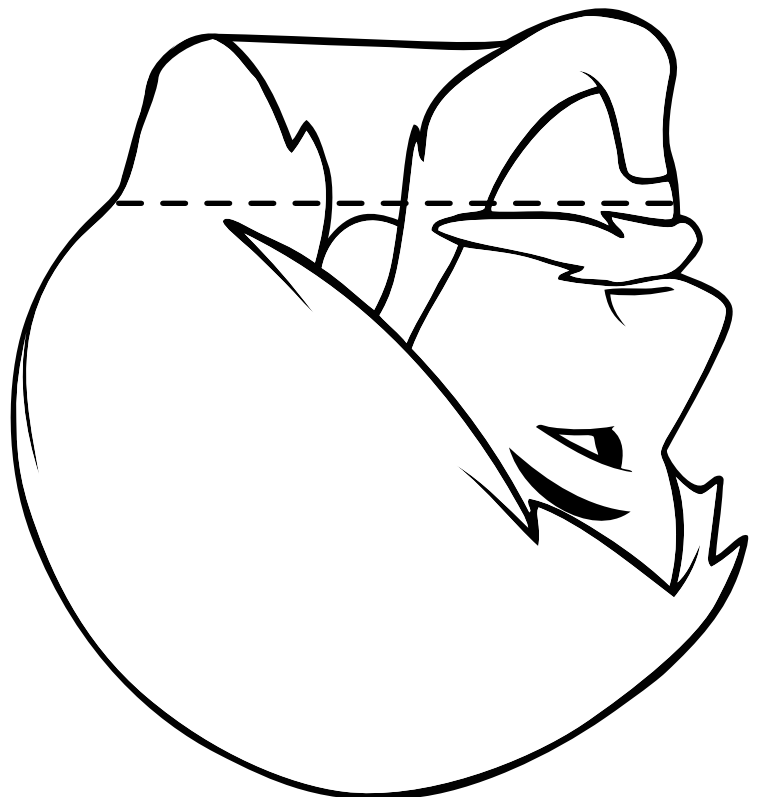
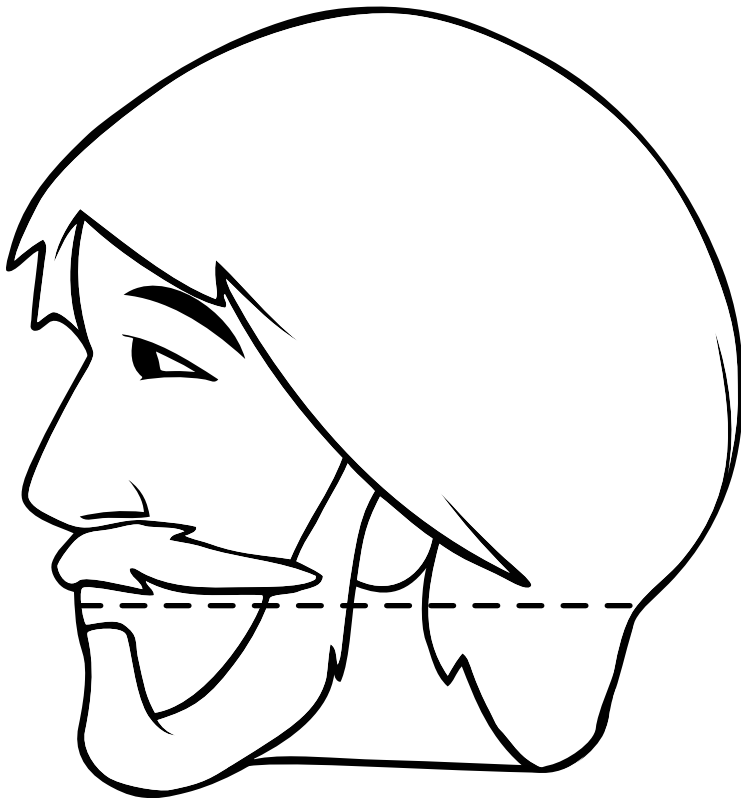
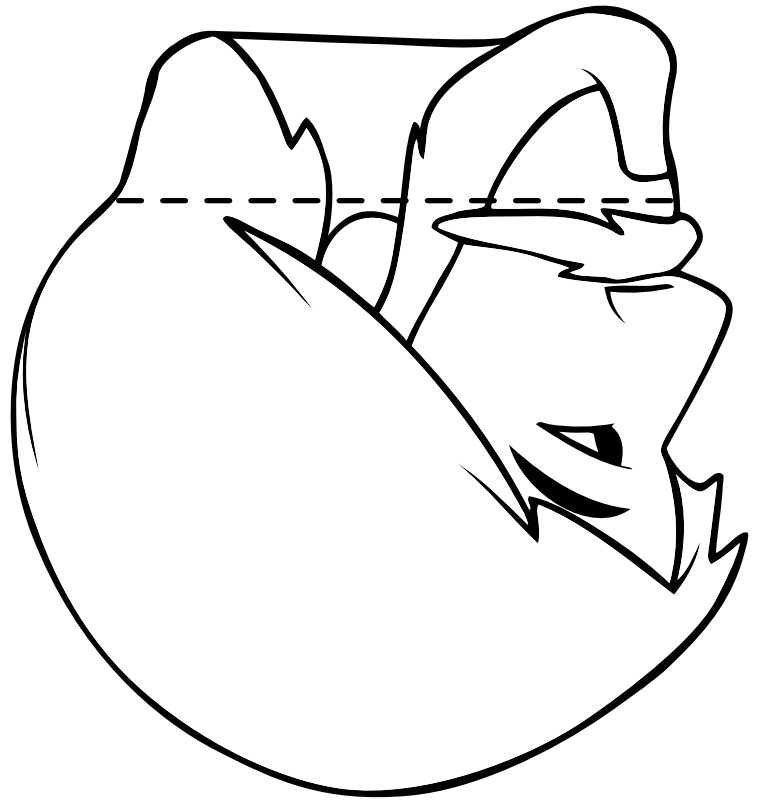
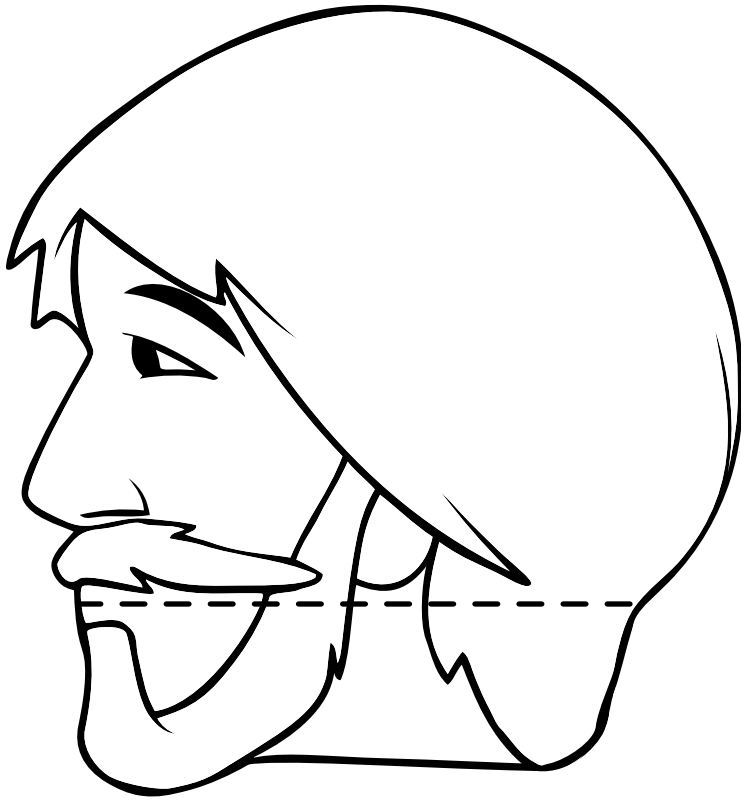


view from back



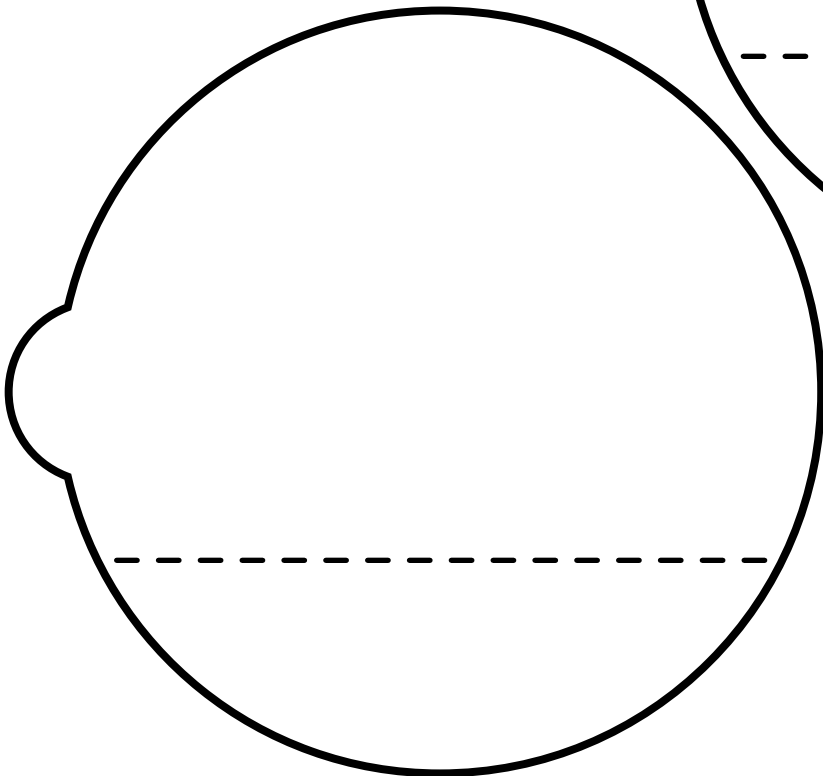
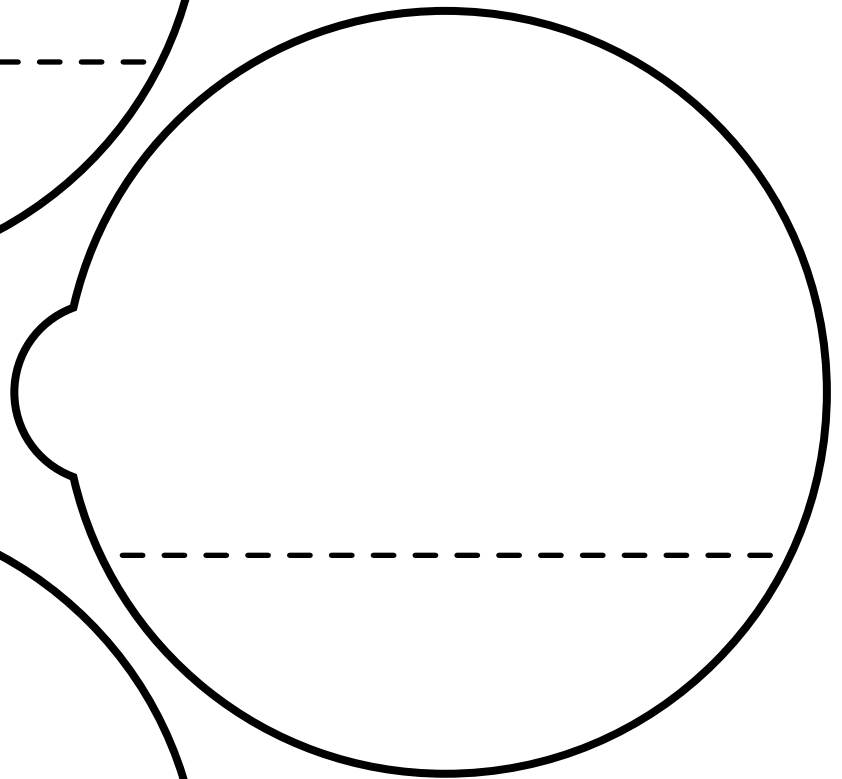
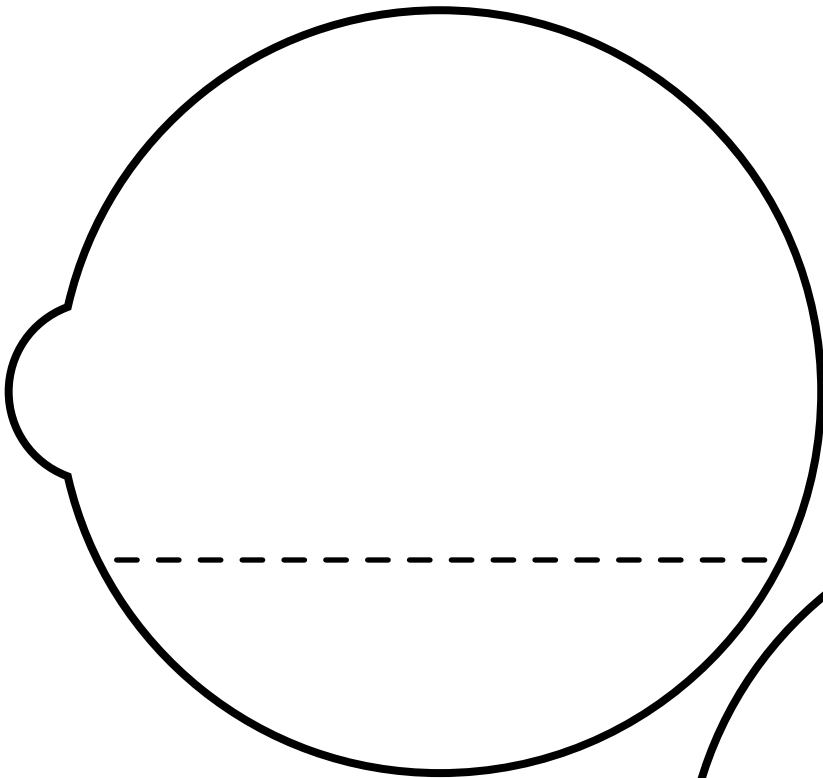
Talking Disciple Puppet Patterns

(Print on card stock)



Talking Disciple Puppet Patterns (Blank)

(Print on card stock)



Fire Flame

(Print on card stock, if desired.)

